

MORRIS CENTRAL SCHOOL DISTRICT

FINANCIAL STATEMENTS

JUNE 30, 2019

MORRIS CENTRAL SCHOOL DISTRICT

Table of Contents

| | |
|---|---------|
| Independent Auditors' Report | 1 - 2 |
| MANAGEMENT'S DISCUSSION AND ANALYSIS | 5 - 16 |
| DISTRICT-WIDE FINANCIAL STATEMENTS | |
| Statement of Net Position | 18 |
| Statement of Activities and Changes in Net Position | 19 |
| FUND FINANCIAL STATEMENTS | |
| Balance Sheet - Governmental Funds | 20 |
| Statement of Revenues, Expenditures and Changes in Fund Balances - Governmental Funds | 21 |
| Reconciliation of Governmental Funds Balance Sheet to the Statement of Net Position | 22 |
| Reconciliation of Governmental Funds Statement of Revenues, Expenditures, and Changes in Fund Balances to the Statement of Activities | 23 |
| Statement of Fiduciary Net Position and Statement of Changes in Fiduciary Net Position | 24 |
| Notes to the Financial Statement | 25 - 52 |
| REQUIRED SUPPLEMENTARY INFORMATION | |
| Schedule of Revenues, Expenditures and Changes in Fund Balance - Budget (non-GAAP basis) and Actual - General Fund | 54 - 55 |
| Schedule of Funding Progress - Other Post Employment Benefits | 56 - 58 |
| Schedule of District's Proportionate Share of Net Pension Liability | 59 |
| Schedule of District's Contributions to the Pension Plans | 60 |
| SUPPLEMENTARY INFORMATION | |
| Schedule of Change from Original Budget to Revised Budget and Section 1318 of Real Property Tax Law Limit Calculation | 62 |
| Schedule of Project Expenditures - Capital Projects Fund | 63 |
| Invested in Capital Assets, Net of Related Debt | 64 |
| Report on Internal Control over Financial Reporting and on Compliance and Other Matters Based on an Audit of Financial Statements Performed in Accordance with Government Auditing Standards | 67 - 68 |
| EXTRA CLASSROOM ACTIVITY FUNDS | |
| Independent Auditors' Report | 69 |
| Statement of Assets, Liabilities and Fund Equity - Cash Basis | 70 |
| Statement of Cash Receipts and Disbursements | 71 |
| Note to the Financial Statement | 72 |

This page intentionally blank

Cwynar & Company

12 South Broad Street
Suite 3
Norwich, New York 13815

Certified Public Accountants
A Professional Limited Liability Company

(607) 334-3838 voice
(607) 441-1101 fax
www.cwynar.com

Independent Auditors' Report

To the Board of Education
Morris Central School District
Morris, New York

Report on the Financial Statements

We have audited the accompanying financial statements of the governmental activities, each major fund, and the aggregate remaining fund information of Morris Central School District, as of and for the year ended June 30, 2019, and the related notes to the financial statements, which collectively comprise the District's basic financial statements as listed in the table of contents.

Management's Responsibility for the Financial Statements

Management is responsible for the preparation and fair presentation of these financial statements in accordance with accounting principles generally accepted in the United States of America; this includes the design, implementation, and maintenance of internal control relevant to the preparation and fair presentation of financial statements that are free from material misstatement, whether due to fraud or error.

Auditor's Responsibility

Our responsibility is to express opinions on these financial statements based on our audit. We conducted our audit in accordance with auditing standards generally accepted in the United States of America and the standards applicable to financial audits contained in *Government Auditing Standards*, issued by the Comptroller General of the United States. Those standards require that we plan and perform the audit to obtain reasonable assurance about whether the financial statements are free from material misstatement.

An audit involves performing procedures to obtain audit evidence about the amounts and disclosures in the financial statements. The procedures selected depend on the auditor's judgment, including the assessment of the risks of material misstatement of the financial statements, whether due to fraud or error. In making those risk assessments, the auditor considers internal control relevant to the entity's preparation and fair presentation of the financial statements in order to design audit procedures that are appropriate in the circumstances, but not for the purpose of expressing an opinion on the effectiveness of the entity's internal control. Accordingly, we express no such opinion. An audit also includes evaluating the appropriateness of accounting policies used and the reasonableness of significant accounting estimates made by management, as well as evaluating the overall presentation of the financial statements.

We believe that the audit evidence we have obtained is sufficient and appropriate to provide a basis for our audit opinions.

Opinions

In our opinion, the financial statements referred to above present fairly, in all material respects, the respective financial position of the governmental activities, each major fund, and the aggregate remaining fund information of the Morris Central School District, as of June 30, 2019, and the respective changes in financial position for the year then ended in accordance with accounting principles generally accepted in the United States of America.

Other Matters

Required Supplementary Information

Accounting principles generally accepted in the United States of America require that the management's discussion and analysis on pages 3 - 16 and required supplementary information on pages 56 - 59 be presented to supplement the basic financial statements. Such information, although not a part of the basic financial statements, is required by the Governmental Accounting Standards Board, who considers it to be an essential part of financial reporting for placing the basic financial statements in an appropriate operational, economic, or historical context. We have applied certain limited procedures to the required supplementary information in accordance with auditing standards generally accepted in the United States of America, which consisted of inquiries of management about the methods of preparing the information and comparing the information for consistency with management's responses to our inquiries, the basic financial statements, and other knowledge we obtained during our audit of the basic financial statements. We do not express an opinion or provide any assurance on the information because the limited procedures do not provide us with sufficient evidence to express an opinion or provide any assurance.

Other Information

Our audit was conducted for the purpose of forming opinions on the financial statements that collectively comprise the Morris Central School District's basic financial statements. The introductory section and supplementary information schedules are presented for purposes of additional analysis and is not a required part of the basic financial statements.

The supplementary information schedules are the responsibility of management and were derived from and relate directly to the underlying accounting and other records used to prepare the basic financial statements. Such information has been subjected to the auditing procedures applied in the audit of the basic financial statements and certain additional procedures, including comparing and reconciling such information directly to the underlying accounting and other records used to prepare the basic financial statements or to the basic financial statements themselves, and other additional procedures in accordance with auditing standards generally accepted in the United States of America. In our opinion, the supplementary information schedules and the schedule of expenditures of federal awards are fairly stated, in all material respects, in relation to the basic financial statements as a whole.

The introductory section has not been subjected to the auditing procedures applied in the audit of the basic financial statements and, accordingly, we do not express an opinion or provide any assurance on them.

Other Reporting Required by Government Auditing Standards

In accordance with *Government Auditing Standards*, we have also issued our report dated October 10, 2019, on our consideration of the Morris Central School District's internal control over financial reporting and on our tests of its compliance with certain provisions of laws, regulations, contracts, and grant agreements and other matters. The purpose of that report is to describe the scope of our testing of internal control over financial reporting and compliance and the results of that testing, and not to provide an opinion on internal control over financial reporting or on compliance. That report is an integral part of an audit performed in accordance with *Government Auditing Standards* in considering Morris Central School District's internal control over financial reporting and compliance.



October 10, 2019
Norwich, New York

Management's Discussion and Analysis

This page is intentionally blank

MORRIS CENTRAL SCHOOL DISTRICT

Management's Discussion and Analysis For the year ended June 30, 2019

The following is a discussion and analysis of the District's financial performance for the fiscal year ended June 30, 2019. The section is a summary of the District's financial activities based on currently known facts, decisions, or conditions. It is also based on both the government wide and fund based financial statements. The results of the current year are discussed in comparison with the prior year, with an emphasis placed on the current year. This section is only an introduction and should be read in conjunction with the District's financial statements, which immediately follow this section.

OVERVIEW OF THE FINANCIAL STATEMENTS

This annual report consists of three parts: MD&A (this section), the basic financial statements, and required supplementary information. The basic financial statements include two kinds of statements that present different views of the District:

- The first two statements are district wide financial statements that provide both short term and long term information about the District's overall financial status.
- The remaining statements are fund financial statements that focus on individual parts of the District, reporting the District's operations in more detail than the district wide statements. The fund financial statements concentrate on the District's most significant funds with all other non major funds listed in total in one column.
- The governmental funds statements tell how basic services such as regular and special education were financed in the short term, as well as what remains for future spending.
- Fiduciary funds statements provide information about the financial relationships in which the District acts solely as a trustee or agent for the benefit of others.

The financial statements also include notes that explain some of the information in the statements and provide more detailed data. The statements are followed by a section of required supplementary information that further explains and supports the financial statements with a comparison of the District's budget for the year.

The following graphic summarizes the major features of the District's financial statements, including the portion of the District's activities they cover and the types of information they contain. The remainder of this overview section of MD&A highlights the structure and contents of each of the statements.

MORRIS CENTRAL SCHOOL DISTRICT

**Management's Discussion and Analysis
For the year ended June 30, 2019**

Major Features of the District-Wide and Fund Financial Statements

| | Fund Financial Statements | | |
|---|---|--|--|
| | District-Wide | Governmental Funds | Fiduciary Funds |
| Scope | Entire District (except fiduciary funds) | The activities of the School District that are not proprietary or fiduciary, such as special education and building maintenance | Instances in which the School District administers resources on behalf of someone else, such as scholarship programs and student activities monies |
| Required financial statements | <ul style="list-style-type: none"> • Statement of net position • Statement of activities | <ul style="list-style-type: none"> • Balance sheet • Statement of revenues, expenditures, and changes in fund balances | <ul style="list-style-type: none"> • Statement of fiduciary net position • Statement of changes in fiduciary net position |
| Accounting basis and measurement focus | Accrual accounting and economic resources focus | Modified accrual accounting and current financial focus | Accrual accounting and economic resources focus |
| Type of asset/ deferred outflows of resources/ liability/ deferred inflows of resources information | All assets, deferred outflows of resources, liabilities, and deferred inflows of resources both financial and capital, short-term and long-term | Generally, assets and deferred outflows of resources expected to be used up and liabilities and deferred inflows of resources that come due or available during the year or soon thereafter; no capital assets or long-term liabilities included | All assets, deferred outflows of resources (if any), liabilities, and deferred inflows of resources (if any) both short-term and long-term; funds do not currently contain capital assets, although they can |
| Type of inflow/outflow information | All revenues and expenses during year, regardless of when cash is received or paid | Revenues for which cash is received during or soon after the end of the year; expenditures when goods or services have been received and the related liability is due and payable | All additions and deductions during the year, regardless of when cash is received or paid |

MORRIS CENTRAL SCHOOL DISTRICT

Management's Discussion and Analysis For the year ended June 30, 2019

District-Wide Statements

The district wide statements report information about the District as a whole using accounting methods similar to those used by private sector companies. The statement of net position includes all of the District's assets, deferred outflows of resources, liabilities and deferred inflows of resources. All of the current year's revenues and expenses are accounted for in the statement of activities regardless of when cash is received or paid.

The two district wide statements report the District's net position and how it has changed. Net position - the difference between the District's assets, deferred outflows of resources, liabilities and deferred inflows of resources - is one way to measure the District's financial health or position.

- Over time, increases or decreases in the District's net position are an indicator of whether its financial position is improving or deteriorating, respectively.
- To assess the District's overall health, you need to consider additional nonfinancial factors such as changes in the District's property tax base and the condition of school buildings and other facilities.

In the district wide financial statements, the District's activities are shown as Governmental activities. Most of the District's basic services are included here, such as regular and special education, transportation, and administration. Property taxes and State formula aid finance most of these activities.

Fund Financial Statements

The fund financial statements provide more detailed information about the District's funds, focusing on its most significant or "major" funds – not the District as a whole. Funds are accounting devices the District uses to keep track of specific sources of funding and spending on particular programs:

- Some funds are required by State law and by bond covenants.
- The District establishes other funds to control and to manage money for particular purposes (such as repaying its long term debts) or to show that it is properly using certain revenues (such as Federal grants).

The District has two kinds of funds:

1. **Governmental Funds:** Most of the District's basic services are included in governmental funds, which generally focus on (1) how cash and other financial assets that can readily be converted to cash flow in and out and (2) the balances left at year end that are available for spending. Consequently, the governmental funds statements provide a detailed short term view that helps you determine whether there are more or fewer financial resources that can be spent in the near future to finance the District's programs. Because this information does not encompass the additional long term focus of the district wide statements, additional information at the bottom of the governmental funds statements explains the relationship (or differences) between them.
2. **Fiduciary Funds:** The District is the trustee, or fiduciary, for assets that belong to others, such as the scholarship fund and the student activities funds. The District is responsible for ensuring that the assets reported in these funds are used only for their intended purposes and by those to whom the assets belong. The District excludes these activities from the district wide financial statements because it cannot use these assets to finance its operations.

MORRIS CENTRAL SCHOOL DISTRICT

Management's Discussion and Analysis
For the year ended June 30, 2019

FINANCIAL ANALYSIS OF THE SCHOOL DISTRICT AS A WHOLE

The District's total Net Position is a negative \$16.9 million. Below is a Condensed Statement of Net Position. Additional details are available in the main financial statement section. The Statement of Net Position differs from the governmental funds financial statements because a reservation of fund balance in the governmental funds does not necessarily mean they are shown as restricted on the Statement of Net Position. Only those reservations of fund balance are classified as restricted when constraints placed on net asset use are either externally imposed or imposed by law.

Condensed Statement of Net Position (in Thousands of Dollars)

| | Governmental Activities and total District | | | |
|---------------------------------------|---|-------------|--------------------------------|------------------------------|
| | 2018 | 2019 | Increase (Decrease) | Percentage Change |
| Current and Other Assets..... | \$ 4,531 | \$ 5,123 | \$ 592 | 13.1% |
| Capital Assets..... | 10,510 | 12,355 | 1,844 | 17.5% |
| | 15,041 | 17,477 | 2,436 | 16.2% |
| Deferred Outflows of Resources..... | 2,547 | 3,580 | 1,033 | 40.5% |
| | 17,588 | 21,057 | 3,468 | 19.7% |
| Long-term Liabilities..... | 31,183 | 35,567 | 4,384 | 14.1% |
| Other Liabilities..... | 634 | 717 | 83 | 13.1% |
| | 31,817 | 36,284 | 4,467 | 14.0% |
| Deferred Inflows of Resources..... | 1,762 | 1,671 | (91) | -5.2% |
| | 33,579 | 37,955 | 4,376 | 13.0% |
| Net Position | | | | |
| Net investment in Capital Assets..... | 7,024 | 6,650 | (374) | -5.3% |
| Restricted..... | 2,343 | 2,526 | 182 | 7.8% |
| Unrestricted..... | (25,358) | (26,073) | (716) | 2.8% |
| | \$ (15,990) | \$ (16,898) | \$ (908) | 5.7% |

Analysis of Net Position

Net Position may serve as a useful indicator of the district's financial position. At the end of fiscal year 2019, the District's total liabilities and deferred inflows exceeded assets and deferred outflows by \$16.9 million.

The largest positive portion of the Net Position reflects the District's \$6.7 million investment in capital assets. Since capital assets are used to provide educational and educational support services, they are not available for future spending. Further, the resources required to pay this debt must come from other sources since the capital assets themselves cannot be liquidated to pay that liability.

The district issued \$1.9 million in long-term bonds and paid down \$1 million for a net increase of \$900 thousand. The district's proportionate share of the state retirement system's pension plan is recorded on the statement of net position increasing overall net position by \$2.5 million.

The district recognized a liability for other post employment benefits for retiree health insurance benefits that will cost the district approximately \$30 million.

MORRIS CENTRAL SCHOOL DISTRICT

Management's Discussion and Analysis
For the year ended June 30, 2019

The results of this year's operations as a whole are summarized below. The details are reported in the Statement of Activities. All revenue and expenses for each fiscal year are compared to the prior year with the percentage change. Program Revenues are specific program charges, grants, revenues and contributions that directly related to a specific expense. Generally, if the specific expense was not incurred the program revenue would not be received. General Revenues are not related to a specific expense but to the operation of the district. The two largest general revenues are the State Formula Aid provided by the State of New York, and the local Property Taxes assessed to community taxpayers.

The schedule below takes the information from the Statement of Activities, rearranges it slightly, so you can compare the current year to the prior.

Condensed Changes in Net Position from Operating Results (in Thousands of Dollars)

| | <u>Governmental Activities and total District</u> | | | |
|---|---|-----------------|--------------------------------|------------------------------|
| | <u>2018</u> | <u>2019</u> | <u>Increase (Decrease)</u> | <u>Percentage Change</u> |
| Revenues | | | | |
| Program Revenues | | | | |
| Charges for Services..... | \$ 286 | \$ 191 | \$ (95) | -33.3% |
| Operating Grants and Contributions..... | 1,054 | 1,060 | 5 | 0.5% |
| General Revenues | | | | |
| Property Taxes..... | 2,949 | 3,002 | 53 | 1.8% |
| State Formula Aid..... | 6,648 | 6,926 | 278 | 4.2% |
| Interest Earnings..... | 5 | 30 | 25 | |
| Other..... | 124 | 194 | 70 | 56.6% |
| | <u>11,066</u> | <u>11,403</u> | <u>337</u> | <u>3.0%</u> |
| Expenses | | | | |
| General Support..... | 1,635 | 1,823 | (188) | -11.5% |
| Instruction..... | 8,881 | 8,865 | 16 | 0.2% |
| Pupil Transportation..... | 906 | 1,123 | (218) | -24.0% |
| Community Services..... | 15 | 3 | 12 | |
| Debt Service - Interest..... | 134 | 148 | (14) | -10.5% |
| Cost of Sales - Food..... | 203 | 349 | (145) | -71.4% |
| | <u>11,774</u> | <u>12,311</u> | <u>(536)</u> | <u>-4.6%</u> |
| Change in Net Position..... | <u>\$ (709)</u> | <u>\$ (908)</u> | <u>\$ (200)</u> | |

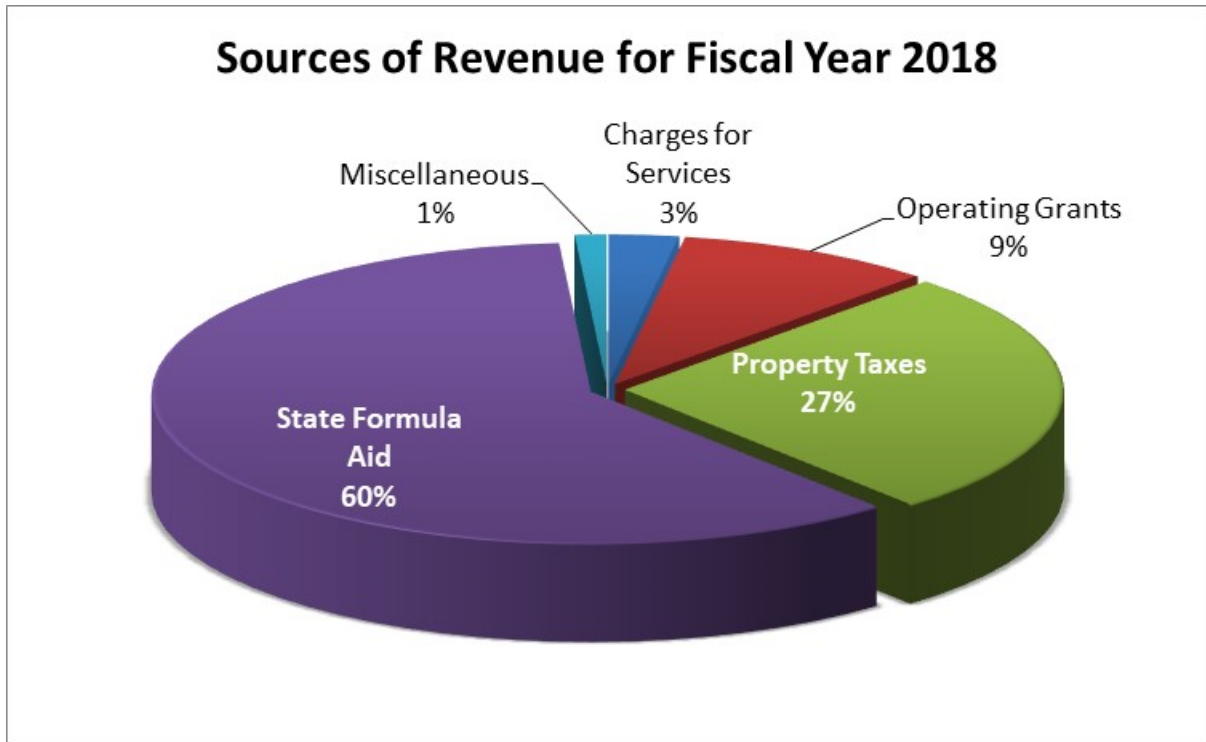
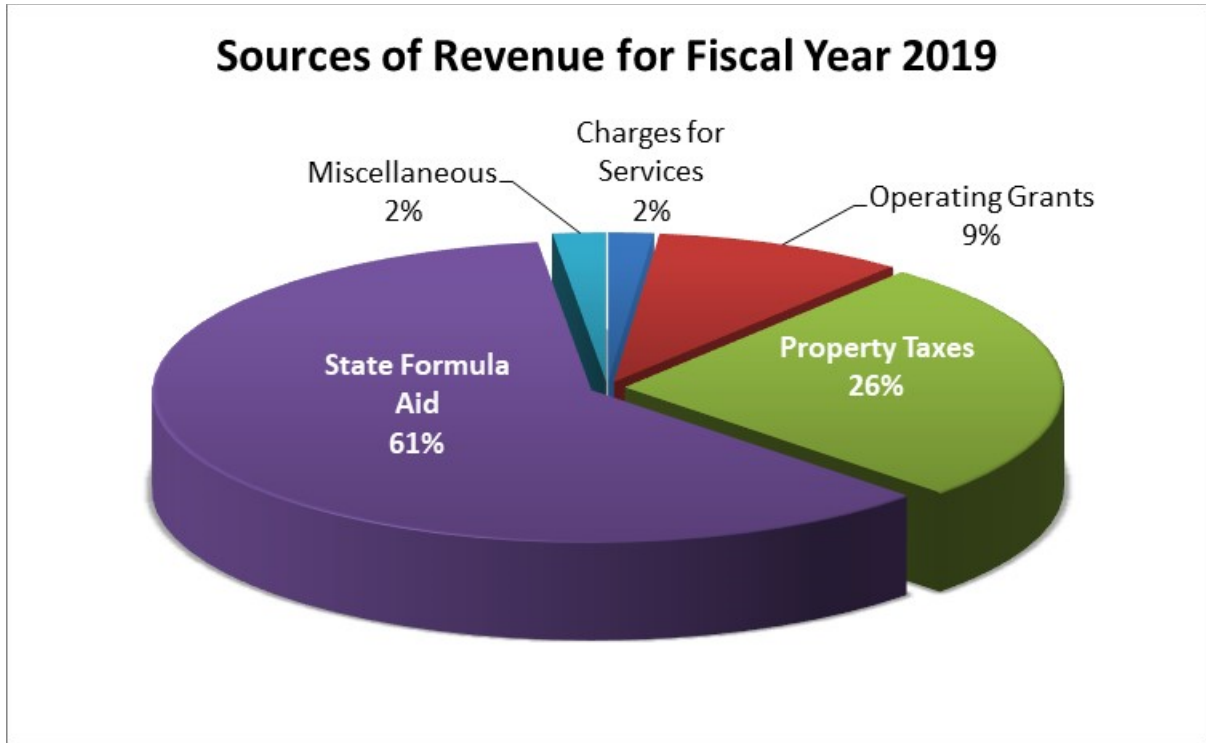
Analysis of Changes in Net Position

The District's total Net Position decreased by \$908 thousand during the year. The most significant expense for the district was in providing for instructional services which, however, did decrease \$16 thousand. These expenses were offset by revenues collected from state aid and property taxes. Overall the District's expenses decreased \$270 thousand and revenues increased an additional \$337 Thousand.

MORRIS CENTRAL SCHOOL DISTRICT

Management's Discussion and Analysis
For the year ended June 30, 2019

A graphic display of the distribution of revenues for the two years as follows:

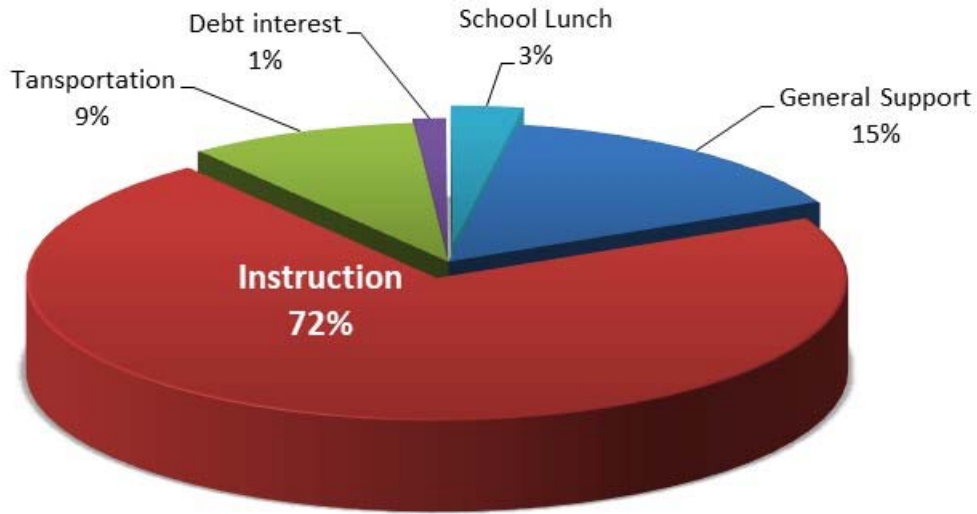


MORRIS CENTRAL SCHOOL DISTRICT

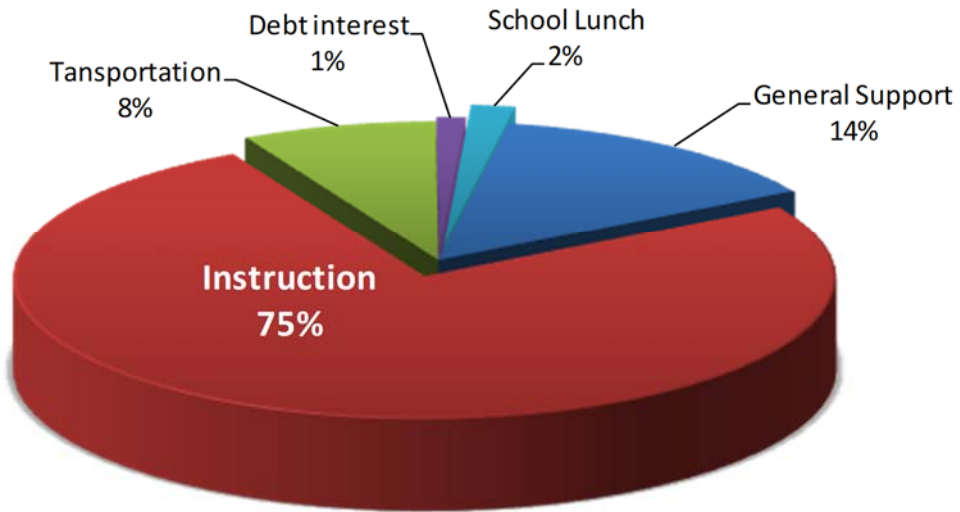
Management's Discussion and Analysis
For the year ended June 30, 2019

A graphic display of the distribution of expenses for the two years as follows:

Expenses for Fiscal Year 2019



Expenses for Fiscal Year 2018



MORRIS CENTRAL SCHOOL DISTRICT

**Management's Discussion and Analysis
For the year ended June 30, 2019**

FINANCIAL ANALYSIS OF THE DISTRICT'S FUNDS

At June 30, 2019, the District governmental funds reported a combined fund balance of \$4.1 million, which is a increase of \$266 thousand from the prior year. A summary of the change in fund balance is as follows:

| General Fund | 2018 | 2019 | Increase (Decrease) |
|---|---------------------|---------------------|------------------------|
| Restricted for: | | | |
| Unemployment insurance..... | \$ 214,289 | \$ 216,122 | \$ 1,833 |
| Retirement contributions..... | 481,568 | 535,689 | 54,121 |
| Liability claims and Property loss..... | 54,614 | 55,082 | 468 |
| Insurance..... | 168,152 | 169,591 | 1,439 |
| Tax certiorari..... | 43,291 | 43,662 | 371 |
| Employee benefit accrued liability..... | 305,168 | 318,176 | 13,008 |
| Capital..... | 645,780 | 695,641 | 49,861 |
| Repairs..... | 163,774 | 165,176 | 1,402 |
| Assigned to: | | | |
| Encumbrances..... | 395,949 | 399,510 | 3,561 |
| Subsequent year's expenditures..... | 163,775 | 165,000 | 1,225 |
| Unassigned..... | 330,945 | 511,356 | 180,411 |
| | <u>2,967,305</u> | <u>3,275,005</u> | <u>307,700</u> |
| School Lunch Fund | | | |
| Nonspendable: | | | |
| Inventory..... | 10,688 | 12,024 | 1,336 |
| Assigned..... | 73,581 | - | (73,581) |
| | <u>84,269</u> | <u>12,024</u> | <u>(72,245)</u> |
| Debt Service Fund | | | |
| Restricted for debt service..... | 314,920 | 326,331 | 11,411 |
| | <u>314,920</u> | <u>326,331</u> | <u>11,411</u> |
| Capital Projects Fund | | | |
| Restricted for capital projects..... | 485,872 | 505,218 | 19,346 |
| | <u>485,872</u> | <u>505,218</u> | <u>19,346</u> |
| Total Fund Balance..... | <u>\$ 3,852,366</u> | <u>\$ 4,118,578</u> | <u>\$ 266,212</u> |

Combined net increases to the general fund's restricted fund balances during the year includes transfers approved by the Board of Education and interest earnings on existing balances.

MORRIS CENTRAL SCHOOL DISTRICT

Management's Discussion and Analysis
For the year ended June 30, 2019

General Fund Budgetary Highlights

The District tries to balance the needs of our students with that of taxpayers. For the 2018-19 fiscal year, the District had a minimal tax increase and taxes collected agreed to budgeted levels.

Actual expenses for the year came in under budget by \$440 thousand. The General Support variance is primarily a result of lower fuel oil, electricity, contractual and supply costs for the year. Instructional expenses, especially in the area of Special Education, were under budget as well. Student placements and needs fluctuate from year to year it is therefore difficult to budget for. Expenditures for instructional salaries, student tuition and BOCES services were also under budget. Pupil transportation was slightly under budget by \$40 thousand for bus driver salaries, overtime and supplies. Employee benefits were \$100 thousand under budget for expenditures into the State retirement system and health and dental insurance.

During the fiscal year, the Board of Education authorizes revisions to the original budget to accommodate differences from the original budget to the actual expenditures of the District. All adjustments are again confirmed at the time the annual audit is accepted, which is after the end of the fiscal year, which is not prohibited by state law. A schedule showing the District's original and final budget amounts compared with amounts actually paid and received is provided below:

Change from Adopted Budget to Revised Budget

| | |
|--|-----------------------------|
| Adopted Budget..... | \$ 10,225,491 |
| Add: Prior year's encumbrances..... | 395,949 |
| Original budget..... | <u>10,621,440</u> |
| Budget revision: | |
| Transfers from reserves..... | <u>159,475</u> |
| Final budget..... | <u>\$ 10,780,915</u> |
| Next year's budget is a voter approved budget of | <u><u>\$ 10,592,358</u></u> |

Change in General Fund's Unassigned Fund Balance

| | |
|--------------------------------------|--------------------------|
| Opening Unassigned Fund Balance..... | \$ 404,520 |
| Revenues..... | 10,248,882 |
| Expenditures..... | (9,818,245) |
| Other financing uses..... | (122,937) |
| Net change in restricted funds..... | (122,503) |
| Net change in assigned funds..... | <u>(78,361)</u> |
| Closing Unassigned Fund Balance..... | <u><u>\$ 511,356</u></u> |

The opening unassigned fund balance is the portion of the District's June 30, 2018 carryover funds that were not specifically identified to a budget category. This was 4 percent of the District's approved 2018-19 operating budget. Based on the summary of changes shown above, the District will begin the 2019-20 fiscal year with an unassigned fund balance of \$511 thousand or 4.8 percent of the 2019-20 approved operating budget.

MORRIS CENTRAL SCHOOL DISTRICT

Management's Discussion and Analysis
For the year ended June 30, 2019

Section 1318 of Real Property Tax Law Limit Calculation

| | | |
|--|----|--------------------|
| Subsequent year's voter-approved budget of..... | \$ | 10,592,358 |
| Maximum allowed percentage..... | | 4% |
| Limit of unexpended surplus funds..... | \$ | <u>423,694</u> |
| General fund balance | | |
| Restricted..... | \$ | 2,199,139 |
| Assigned..... | | 564,510 |
| Unassigned..... | | 511,356 |
| | \$ | <u>3,275,005</u> |
| Less: | | |
| Restricted not subject to the law..... | | (2,199,139) |
| Appropriated for subsequent year's budget in assigned..... | | (165,000) |
| Encumbrances included in assigned..... | | <u>(399,510)</u> |
| | | <u>(2,763,649)</u> |
| General fund balance subject to limit..... | \$ | <u>511,356</u> |
| Calculated actual percentage..... | | <u>4.828%</u> |

The District's General Fund adopted budget for the year was \$10.2 million. This was an increase of \$420 thousand over the prior year's adopted budget.

The budget was funded through a combination of revenues and designated fund balance. The majority of budgeted revenue was state aid amounted to \$6.8 million or 66 percent, and district real estate property taxes were \$2.9 million or 29 percent.

MORRIS CENTRAL SCHOOL DISTRICT

Management's Discussion and Analysis
For the year ended June 30, 2019

CAPITAL ASSETS AND DEBT ADMINISTRATION

Capital Assets

At June 30, 2019, the District had invested in a broad range of capital assets, including land, land improvements, buildings, furniture, equipment and vehicles. Depreciation expense for the year was \$615 thousand. The following schedule is the net value of these assets, which includes additions, deletions and depreciation. Additional detail information is included in *Note 8* to the financial statement.

Capital Assets (Net of Depreciation) (in thousands)

| | Governmental Activities and total School District | | Change |
|---------------------------------|--|------------------|--------------|
| | 2018 | 2019 | |
| Buildings and Improvements..... | \$ 9,577 | \$ 11,434 | 19.4% |
| Machinery & Equipment..... | 196 | 167 | -14.8% |
| Licensed Vehicles..... | 737 | 753 | 2.2% |
| | <u>\$ 10,510</u> | <u>\$ 12,354</u> | <u>17.5%</u> |

Debt Administration

The District has outstanding debt in serial bonds of \$4.7 million. Additional detail information is included in *Notes 9 and 10* to the financial statement.

Outstanding Long Term Debt (in thousands)

| | Governmental Activities and total School District | | Change |
|------------------------------------|--|------------------|--------------|
| | 2018 | 2019 | |
| Serial & Bus Bonds payable..... | \$ 3,801 | \$ 4,681 | 23.2% |
| Compensated absences..... | 278 | 254 | -8.6% |
| Net pension liability..... | 76 | 180 | 136.8% |
| Other postemployment benefits..... | 27,103 | 30,452 | 12.4% |
| Total | <u>\$ 31,258</u> | <u>\$ 35,567</u> | <u>13.8%</u> |

Total long-term debt includes all bonds and installment loans. The District has paid \$1.2 million in principal and \$146 thousand in interest on its outstanding bonds. The constitutional debt limit allows the District to have outstanding debt equal to or less than 10.0 percent of the full value on the most recent tax roll. At June 30, 2019 the outstanding debt of the District was well under the limit.

MORRIS CENTRAL SCHOOL DISTRICT

Management's Discussion and Analysis For the year ended June 30, 2019

FACTORS BEARING ON THE DISTRICT'S FUTURE

The District will continue to fund reserves to adequate levels in preparation of years to come.

The District will continue to seek alternative sources of funding in order to offset the declining Federal and State funding sources.

The economy is a very important consideration in all current and future fiscal analysis that is provided to the community.

The cost of employee benefits continues to be a budgetary factor for Morris Central School District and all school districts. There continues to be rapid growth in the cost of health insurance, retirement benefits and current retirement costs. The possible rising costs of funding the Teachers' Retirement System and Employees' Retirement System are projected to have significant budgetary impact in the near to intermediate future. The effects of any crisis on Wall Street and the financial markets are expected to have a negative impact on the contribution rate in the future.

The School District has worked with an actuarial firm to project long-term liabilities for retiree health insurance coverage (as afforded by contract) and continues to fund reserves for anticipated retirement incentive costs.

The School District is finishing up construction projects in 2019-20 which were approved by voters in 2013. The projects are for the Maintenance Building and the Main Building. Improvements will be made to the maintenance building structure and related mechanical systems. The Main Building project is to upgrade building mechanical systems as outlined in the 5 year maintenance plan and the required technology improvements.

The voters approved a capital project in May 2019 for the 2019-20 fiscal year. In addition the State of New York approved a Smart School Bond project in June 2019.

The Board of Education and the Superintendent are providing outstanding leadership in balancing the educational needs of the students with available financial and human resources.

The District continues to experience declines in Federal and State grants support. Grant-funded services continue to be absorbed into the General Fund Budget. Other grant-funded services are being reduced or eliminated as a result of this diminishing source of funding.

The superintendent, district treasurer, claims auditor and new Board of Education members continue to attend workshops and training on fiscal management.

REQUESTS FOR INFORMATION

This financial report is designed to provide the Morris Central School District's citizens, taxpayers, customers, investors, and creditors with a general overview of the Morris Central School District's finances and to demonstrate the District's accountability for the money it receives. If you have questions about this report or need additional financial information, please contact:

Business Manager
Morris Central School District
65 Main Street, PO Box 40
Morris, New York 13808

Basic Financial Statements

MORRIS CENTRAL SCHOOL DISTRICT

Statement of Net Position
June 30, 2019

ASSETS

| | |
|--|-------------------|
| Cash | |
| Unrestricted..... | \$ 1,262,408 |
| Restricted..... | 2,520,848 |
| Receivables | |
| Accounts receivable..... | 11,163 |
| Due from fiduciary funds..... | 68 |
| State and federal aid receivable..... | 656,222 |
| Due from other governments..... | 364,752 |
| Inventories..... | 12,024 |
| Net pension assets, proportionate share..... | 295,129 |
| Capital assets, net..... | 12,354,553 |
| | <u>17,477,167</u> |

DEFERRED OUTFLOW OF RESOURCES

| | |
|-------------------------------------|------------------|
| Other post employment benefits..... | 1,552,087 |
| Pensions..... | 2,027,457 |
| | <u>3,579,544</u> |

LIABILITIES

| | |
|---|-------------------|
| Payables | |
| Accounts payable..... | 373,240 |
| Accrued expenses..... | 4,226 |
| Due To | |
| Other Governments..... | 309 |
| Teachers' Retirement System..... | 286,811 |
| Employees' Retirement System..... | 44,320 |
| Bond interest and matured bonds..... | 8,290 |
| Long-term liabilities | |
| Due and payable within one year | |
| Bonds payable..... | 1,429,952 |
| Compensated absences payable..... | 84,604 |
| Other postemployment benefits payable..... | 784,154 |
| Due and payable after one year | |
| Bonds payable..... | 3,251,180 |
| Compensated absences payable..... | 169,209 |
| Other postemployment benefits payable..... | 29,667,654 |
| Net pension liability, proportionate share..... | 180,056 |
| | <u>36,284,005</u> |

DEFERRED INFLOW OF RESOURCES

| | |
|-------------------------------------|------------------|
| Other post employment benefits..... | 1,206,558 |
| Pensions..... | 464,381 |
| | <u>1,670,939</u> |

NET POSITION

| | |
|--|------------------------|
| Investment in capital assets, net of related debt..... | 8,500,348 |
| Restricted..... | 2,525,470 |
| Unrestricted (deficit)..... | (27,924,051) |
| | <u>\$ (16,898,233)</u> |

MORRIS CENTRAL SCHOOL DISTRICT

**Statement of Net Activities and Changes in Net Position
For the year ended June 30, 2019**

| | | Program Revenues | | Net (Expense) |
|---|----------------------|-------------------------|---------------------|---|
| | Expenses | Charges for Services | Operating Grants | Revenue and Changes in Net Position |
| FUNCTIONS/PROGRAMS | | | | |
| General support..... | 1,822,972 | \$ - | \$ - | \$ (1,822,972) |
| Instruction..... | 8,864,830 | 123,243 | 913,816 | (7,827,771) |
| Pupil transportation..... | 1,123,244 | - | - | (1,123,244) |
| Community..... | 2,571 | - | - | (2,571) |
| Debt service interest..... | 148,423 | - | - | (148,423) |
| Foodservice..... | 348,671 | 67,302 | 145,862 | (135,507) |
| | <u>\$ 12,310,711</u> | <u>\$ 190,545</u> | <u>\$ 1,059,678</u> | <u>\$ (11,060,488)</u> |
| GENERAL REVENUES | | | | |
| Real property taxes..... | | | | 2,540,078 |
| Other tax items..... | | | | 461,819 |
| Use of money and property..... | | | | 30,075 |
| Sale of property and compensation for loss..... | | | | (35,330) |
| Miscellaneous..... | | | | 215,244 |
| State sources..... | | | | 6,925,982 |
| Federal sources..... | | | | 14,534 |
| | | | | <u>10,152,402</u> |
| Change in Net Position..... | | | | (908,086) |
| Total Net Position - Beginning of year..... | | | | (15,990,147) |
| Other changes in Net Position..... | | | | - |
| Total Net Position - End of year..... | | | | <u>\$ (16,898,233)</u> |

MORRIS CENTRAL SCHOOL DISTRICT

Balance Sheet – Governmental Funds
June 30, 2019

| | General | Special Aid | School Lunch | Debt Service | Capital Projects | Total Governmental Funds |
|---|---------------------|-------------------|-------------------|-------------------|-------------------|--------------------------|
| ASSETS | | | | | | |
| Cash | | | | | | |
| Unrestricted..... | \$ 800,346 | \$ 404 | \$ 86,624 | \$ - | \$ 375,034 | 1,262,408 |
| Restricted..... | 2,199,139 | - | - | 321,709 | - | 2,520,848 |
| Receivables | | | | | | |
| Accounts receivable..... | 8,427 | 366 | 2,370 | - | - | 11,163 |
| Due from other funds..... | 467,224 | - | 7,154 | 4,622 | 289,452 | 768,452 |
| Due from fiduciary funds..... | 69 | - | - | - | - | 69 |
| State and federal aid receivable..... | 237,104 | 408,557 | 10,561 | - | - | 656,222 |
| Due from other governments..... | 364,752 | - | - | - | - | 364,752 |
| Inventories..... | - | - | 12,024 | - | - | 12,024 |
| | <u>\$ 4,077,061</u> | <u>409,327</u> | <u>118,733</u> | <u>326,331</u> | <u>664,486</u> | <u>5,595,938</u> |
| LIABILITIES | | | | | | |
| Payables | | | | | | |
| Accounts payable..... | \$ 170,094 | 116,465 | 7,412 | - | 79,271 | 373,242 |
| Accrued liabilities..... | 4,226 | - | - | - | - | 4,226 |
| Due to: | | | | | | |
| Due to other funds..... | 296,605 | 292,862 | 98,988 | - | 79,997 | 768,452 |
| Due to other governments..... | - | - | 309 | - | - | 309 |
| Due to Teachers' Retirement System..... | 286,811 | - | - | - | - | 286,811 |
| Due to Employees' Retirement System..... | 44,320 | - | - | - | - | 44,320 |
| | <u>802,056</u> | <u>409,327</u> | <u>106,709</u> | <u>-</u> | <u>159,268</u> | <u>1,477,360</u> |
| FUND BALANCES | | | | | | |
| Nonspendable..... | - | - | 12,024 | - | - | 12,024 |
| Restricted | | | | | | |
| Unemployment insurance..... | 216,122 | - | - | - | - | 216,122 |
| Retirement contributions..... | 535,689 | - | - | - | - | 535,689 |
| Liability claims and property loss..... | 55,082 | - | - | - | - | 55,082 |
| Insurance..... | 169,591 | - | - | - | - | 169,591 |
| Tax certiorari..... | 43,662 | - | - | - | - | 43,662 |
| Employee benefit and accrued liability..... | 318,176 | - | - | - | - | 318,176 |
| Capital..... | 695,641 | - | - | - | - | 695,641 |
| Repair..... | 165,176 | - | - | - | - | 165,176 |
| Debt..... | - | - | - | 326,331 | - | 326,331 |
| Assigned | | | | | | |
| Appropriated..... | 165,000 | - | - | - | 505,218 | 670,218 |
| Encumbrances..... | 399,510 | - | - | - | - | 399,510 |
| Unassigned..... | 511,356 | - | - | - | - | 511,356 |
| | <u>3,275,005</u> | <u>-</u> | <u>12,024</u> | <u>326,331</u> | <u>505,218</u> | <u>4,118,578</u> |
| | <u>\$ 4,077,061</u> | <u>\$ 409,327</u> | <u>\$ 118,733</u> | <u>\$ 326,331</u> | <u>\$ 664,486</u> | <u>\$ 5,595,938</u> |

MORRIS CENTRAL SCHOOL DISTRICT

**Statement of Revenues, Expenditures, and Changes in Fund Balances – Governmental Funds
For the year ended June 30, 2019**

| | General | Special Aid | School Lunch | Debt Service | Capital Projects | Total Governmental Funds |
|--|---------------------|-----------------|------------------|-------------------|---------------------|--------------------------------|
| REVENUES | | | | | | |
| Real property taxes..... | \$ 2,540,078 | \$ - | \$ - | \$ - | \$ - | 2,540,078 |
| Other tax items..... | 461,819 | - | - | - | - | 461,819 |
| Charges for services..... | 123,243 | - | - | - | - | 123,243 |
| Use of money and property..... | 18,663 | - | 1 | 11,411 | - | 30,075 |
| Sale of property and compensation for loss..... | 2,305 | - | - | - | - | 2,305 |
| Miscellaneous..... | 210,190 | - | - | - | - | 210,190 |
| Local sources..... | - | - | 2,652 | - | - | 2,652 |
| Sales - school lunch..... | - | - | 67,399 | - | - | 67,399 |
| State sources..... | 6,878,050 | 137,973 | 4,404 | - | - | 7,020,427 |
| Medicaid reimbursement..... | 14,534 | - | - | - | - | 14,534 |
| Federal sources..... | - | 823,775 | 141,458 | - | - | 965,233 |
| | <u>10,248,882</u> | <u>961,748</u> | <u>215,914</u> | <u>11,411</u> | <u>-</u> | <u>11,437,955</u> |
| EXPENDITURES | | | | | | |
| General support..... | 1,318,671 | - | 99,485 | - | - | 1,418,156 |
| Instruction..... | 4,310,465 | 922,308 | - | - | - | 5,232,773 |
| Pupil transportation..... | 512,525 | - | - | - | - | 512,525 |
| Community service..... | 1,227 | - | - | - | - | 1,227 |
| Employee benefits..... | 2,229,750 | 51,423 | 106,149 | - | - | 2,387,322 |
| Debt service | | | | | | |
| Principal..... | 1,259,621 | - | - | - | - | 1,259,621 |
| Interest..... | 146,648 | - | - | - | - | 146,648 |
| Cost of sales..... | - | - | 93,479 | - | - | 93,479 |
| Capital outlay..... | 39,338 | - | - | - | 2,454,945 | 2,494,283 |
| | <u>9,818,245</u> | <u>973,731</u> | <u>299,113</u> | <u>-</u> | <u>2,454,945</u> | <u>13,546,034</u> |
| Excess (Deficiency) fo Revenues over Expenditures..... | <u>430,637</u> | <u>(11,983)</u> | <u>(83,199)</u> | <u>11,411</u> | <u>(2,454,945)</u> | <u>(2,108,079)</u> |
| OTHER FINANCING SOURCES AND (USES) | | | | | | |
| Proceeds from debt..... | - | - | - | - | 2,039,291 | 2,039,291 |
| BANs Redeemed from appropriations..... | - | - | - | - | 335,000 | 335,000 |
| Operating transfers in..... | - | 11,983 | 10,954 | - | 100,000 | 122,937 |
| Operating transfers (out)..... | (122,937) | - | - | - | - | (122,937) |
| | <u>(122,937)</u> | <u>11,983</u> | <u>10,954</u> | <u>-</u> | <u>2,474,291</u> | <u>2,374,291</u> |
| Net Change in Fund Balances..... | 307,700 | - | (72,245) | 11,411 | 19,346 | 266,212 |
| Fund Balances - Beginning of year..... | 2,967,305 | - | 84,269 | 314,920 | 485,872 | 3,852,366 |
| Other Changes in fund balance..... | - | - | - | - | - | - |
| Fund Balances - End of year..... | <u>\$ 3,275,005</u> | <u>\$ -</u> | <u>\$ 12,024</u> | <u>\$ 326,331</u> | <u>\$ 505,218</u> | <u>\$ 4,118,578</u> |

MORRIS CENTRAL SCHOOL DISTRICT

Reconciliation of Governmental Funds Balance Sheet
To the Statement of Net Position
June 30, 2019

Amounts reported for governmental activities in the statement of net position are different due to the following:

Total fund balances - governmental funds..... \$ 4,118,578

Capital assets are used in governmental activities are not financial resources and, therefore, are not reported in governmental funds

Net capital assets recorded in statement of net position..... 12,354,553

Proportionate share of long-term asset and liability associated with participation in state retirement systems are not current financial resources or obligations and are not reported in governmental funds:

Net pension asset..... 295,129
Net pension liability..... (180,056)
Deferred outflows..... 2,027,457
Deferred inflows..... (464,381)

Other Post Employment Benefit obligations paid for the benefit of retired employees as part of their employment contracts are not current financial obligations therefore not reported in governmental funds:

Other Post Employment Benefits..... (30,451,808)
Deferred outflows..... 1,552,088
Deferred inflows..... (971,558)

Long-term liabilities are not due and payable in the current period and, therefore, are not reported in governmental funds:

Compensated Absences..... (253,813)
Serial Bonds..... (4,681,132)
Serial Bond Premium..... (235,000)
Accrued Interest on Long Term Debt..... (8,290)

Net Position of Governmental Activities..... \$ (16,898,233)

MORRIS CENTRAL SCHOOL DISTRICT

**Reconciliation of Governmental Funds Statement of Revenues, Expenditures,
and Changes in Fund Balances to the Statement of Activities
For the year ended June 30, 2019**

| | | |
|---|----|------------------|
| Net Changes in Fund Balance - Total Governmental Funds..... | \$ | 266,212 |
| <p>Capital outlays to purchase or build capital assets are reported in governmental funds as expenditures. However, for governmental activities, those costs are shown as assets in the statement of net position and depreciation is allocated over their useful lives.</p> | | |
| Depreciation expense..... | | (614,885) |
| Capital outlays..... | | 2,494,283 |
| <p>Proceeds from the sale of assets are recorded as revenue in the governmental funds, while only the net gain or loss on the sale is reported in the statement of activities.</p> | | |
| Net gain or loss on sale of fixed assets..... | | (35,330) |
| <p>Changes in proportionate share of net pension asset/liability reported in the statement of activities do not provide for or require the use of current financial resources and therefore are not reported as revenues or expenditures in the government funds.</p> | | |
| Teachers' retirement system..... | | 285,326 |
| Employees' retirement system..... | | 20,990 |
| <p>Changes in Other Post Employment Benefits obligations paid for the benefit of retired employees as part of their employment contracts do not require the use of current financial resources and therefore are not reported as revenues or expenditures in the government funds.</p> | | |
| Change in Other Post Employment Benefits Payable..... | | (2,190,875) |
| <p>Bond proceeds provide current financial resources to governmental funds, but issuing debt increases long-term liabilities in the statement of net position. Repayment of bond principal is an expenditure in governmental funds, but the repayment reduces long-term liabilities in the statement of net position. This is the amount by which repayments exceed proceeds.</p> | | |
| Repayment of Bond Principal..... | | 924,621 |
| Proceeds from Debt..... | | (2,039,291) |
| Serial Bond Premium..... | | - |
| <p>Certain expenses in the statement of activities do not require the use of current financial resources and therefore are not reported as expenditures in governmental funds.</p> | | |
| Change in Compensated Absences..... | | 24,618 |
| Change in accrued Interest..... | | (1,775) |
| Change in Net Position - Governmental Activities..... | \$ | <u>(866,106)</u> |

MORRIS CENTRAL SCHOOL DISTRICT

**Statement of Fiduciary Net Position
June 30, 2019**

| | Private Purpose Trusts | Agency |
|---------------------------------------|------------------------------|-----------|
| ASSETS | | |
| Cash and cash equivalents..... | \$ 338,522 | \$ 45,109 |
| Investments at market value..... | 39,824 | - |
| | \$ 378,346 | \$ 45,109 |
| LIABILITIES | | |
| Other liabilities..... | \$ - | \$ 12,063 |
| Extraclassroom activity balances..... | - | 32,977 |
| Due to governmental funds..... | - | 69 |
| | - | \$ 45,109 |
| NET POSITION | | |
| Reserved for scholarships..... | \$ 378,346 | |

**Statement of Changes in Fiduciary Net Position
For the year ended June 30, 2019**

| | Private Purpose Trusts |
|--|------------------------------|
| ADDITIONS | |
| Gifts and contributions..... | \$ 21,215 |
| Unrealized gain (loss) on marketable securities..... | 738 |
| Investment earnings..... | 1,335 |
| | 23,288 |
| DEDUCTIONS | |
| Scholarships and awards..... | 22,835 |
| Change in Net Position..... | 453 |
| Net Position - Beginning of year..... | 377,893 |
| Net Position - End of Year..... | \$ 378,346 |

MORRIS CENTRAL SCHOOL DISTRICT

Notes to the Financial Statements

Note 1 SUMMARY OF SIGNIFICANT ACCOUNTING POLICIES

The financial statements of the Morris Central School District (the "District") have been prepared in conformity with generally accepted accounting principles (GAAP) as apply to governmental units. Those principles are prescribed by the Governmental Standards Board (GASB), which is the accepted standard-setting body for establishing governmental accounting and financial reporting principles.

Certain significant accounting principles and policies utilized by the District are described below:

A) Reporting Entity

The Morris Central School District is governed by the laws of New York State. The District is an independent entity governed by an elected Board of Education consisting of five members. The President of the Board serves as the chief fiscal officer and the Superintendent is the chief executive officer. The Board is responsible for, and controls all activities related to public school education within the District. Board members have authority to make decisions, power to appoint management, and primary accountability for all fiscal matters.

The reporting entity of the District is based upon criteria set forth by GASB Statement 14, The Financial Reporting Entity, as amended by GASB Statement 39, Component Units. The financial reporting entity consists of the primary government, organizations for which the primary government is financially accountable and other organizations for which the nature and significance of their relationship with the primary government are such that exclusion would cause the reporting entity's financial statements to be misleading or incomplete.

The accompanying financial statements present the activities of the District and other organizational entities determined to be includable in the District's financial reporting entity. The District is not a component unit of another reporting entity. The decision to include a potential component unit in the District's reporting entity is based on several criteria including legal standing, fiscal dependency, and financial accountability. Based on the application of these criteria, the following is a brief description of certain entities included in the District's reporting entity.

1) Extraclassroom Activity Funds

The Extraclassroom Activity Funds of the District represent cash funds of the students of the District. The Board of Education exercises general oversight of these cash funds. The Extraclassroom Activity Funds are independent of the District with respect to its financial transactions and the designation of student management. Separate audited financial statements (cash basis) of the Extraclassroom Activity Funds are included with this report. The district accounts for cash assets held as an agent for various student organizations in an agency fund.

2) Scholarship Funds

The Scholarship Funds of the District represent funds of donors. The Board of Education exercises general oversight of these funds. These funds are independent of the District with respect to its financial transactions. Separate audited fiduciary schedules of the Scholarship Funds are included with this report. The district accounts for assets held as an agent for various student organizations in a Trust fund.

MORRIS CENTRAL SCHOOL DISTRICT

Notes to the Financial Statements

B) Joint Venture

The District is one of several component school districts in the Otsego Northern Catskill Board of Cooperative Educational Services (BOCES). A BOCES is a voluntary, cooperative association of school districts in a geographic area that share planning, services, and programs which provide educational and support activities. There is no authority or process by which a school district can terminate its status as a BOCES component.

BOCES are organized under §1950 of the New York State Education Law. A BOCES Board is considered a corporate body. Members of a BOCES Board are nominated and elected by their component member boards in accordance with provisions of §1950 of the New York State Education Law. All BOCES property is held by the BOCES Board as a corporation (§1950(6)). In addition, BOCES Boards also are considered municipal corporations to permit them to contract with other municipalities on a cooperative basis under §119-n(a) of the New York State General Municipal Law.

A BOCES' budget is comprised of separate budgets for administrative, program and capital costs. Each component district's share of administrative and capital cost is determined by resident public school district enrollment, as defined in the New York State Education Law, §1950(4)(b)(7). In addition, component districts pay tuition or a service fee for programs in which its students participate.

During the year, the District was billed \$1,751,283 for BOCES administrative and program costs. The District's share of BOCES aid amounted to \$567,383. Financial statements for BOCES are available from the BOCES administrative office.

C) Basis of Presentation

1) District-wide statements:

The Statement of Net Position and the Statement of Activities present financial information about the District's governmental activities. These statements include the financial activities of the overall government in its entirety, except those that are fiduciary. Eliminations have been made to minimize the double counting of internal transactions. Governmental activities generally are financed through taxes, State aid, intergovernmental revenues, and other exchange and non-exchange transactions. Operating grants include operating-specific and discretionary (either operating or capital) grants, while the capital grants column reflects capital-specific grants.

The Statement of Activities presents a comparison between direct expenses and program revenues for each function of the District's governmental activities. Direct expenses are those that are specifically associated with and are clearly identifiable to a particular function. Program revenues include charges paid by the recipients of goods or services offered by the programs, and grants and contributions that are restricted to meeting the operational or capital requirements of a particular program. Revenues that are not classified as program revenues, including all taxes, are presented as general revenues.

MORRIS CENTRAL SCHOOL DISTRICT

Notes to the Financial Statements

2) Fund financial statements:

The fund statements provide information about the District's funds, including fiduciary funds. Separate statements for each fund category (governmental and fiduciary) are presented. The emphasis of fund financial statements is on major governmental funds, each displayed in a separate column. If some funds are treated as non-major, add "All remaining governmental funds are aggregated and reported as non-major funds."

The District reports the following major governmental funds:

General Fund: This is the District's primary operating fund. It accounts for all financial transactions that are not required to be accounted for in another fund.

Special Revenue Funds: These funds account for the proceeds of specific revenue sources, such as federal and State grants, that are legally restricted to expenditures for specified purposes, school lunch operations, and other activities whose funds are restricted as to use. These legal restrictions may be imposed either by governments that provide the funds, or by outside parties.

Capital Projects Funds: These funds are used to account for the financial resources used for acquisition, construction, or major repair of capital facilities. For these funds, each capital project is assessed to determine whether it is a major or non-major fund. Those capital projects that are determined to be major are reported in separate columns in the financial statements. Those that are determined to be non-major are reported in the supplemental schedules either separately or in the aggregate.

Debt Service Fund: This fund accounts for the accumulation of resources and the payment of principal and interest on long-term general obligation debt of governmental activities.

Fiduciary Funds: Fiduciary activities are those in which the District acts as trustee or agent for resources that belong to others. These activities are not included in the District-wide financial statements, because their resources do not belong to the District, and are not available to be used. There are two classes of fiduciary funds:

Private purpose trust funds: These funds are used to account for trust arrangements in which principal and income benefits annual third party awards and scholarships for students. Established criteria govern the use of the funds and members of the District or representatives of the donors may serve on committees to determine who benefits.

Agency funds: These funds are strictly custodial in nature and do not involve the measurement of results of operations. Assets are held by the District as agent for various student groups or extraclassroom activity funds and for payroll or employee withholding.

D) Measurement focus and basis of accounting

The District-wide and fiduciary fund financial statements are reported using the economic resources measurement focus and the accrual basis of accounting. Revenues are recorded when earned and expenses are recorded at the time liabilities are incurred, regardless of when the related cash transaction takes place. Non-exchange transactions, in which the District gives or receives value without directly receiving or giving equal value in exchange, include property taxes, grants and donations. On an accrual basis, revenue from property taxes is recognized in the fiscal year for which the taxes are levied. Revenue from grants and donations is recognized in the fiscal year in which all eligibility requirements have been satisfied.

MORRIS CENTRAL SCHOOL DISTRICT

Notes to the Financial Statements

The governmental fund statements are reported using the current financial resources measurement focus and the modified accrual basis of accounting. Under this method, revenues are recognized when measurable and available. The District considers all revenues reported in the governmental funds to be available if the revenues are collected within 90 days after the end of the fiscal year.

Expenditures are recorded when the related fund liability is incurred, except for principal and interest on general long-term debt, claims and judgments, and compensated absences, which are recognized as expenditures to the extent they have matured. General capital asset acquisitions are reported as expenditures in governmental funds. Proceeds of general long-term debt and acquisitions under capital leases are reported as other financing sources.

E) Property Taxes

Real property taxes are levied annually by the Board of Education no later than September 1st, and become a lien on August 31st. Taxes are collected during the period September 1st to October 31st.

Uncollected real property taxes are subsequently enforced by the County in which the District is located. The County pays an amount representing uncollected real property taxes transmitted to the County for enforcement to the District no later than the following April 1st.

F) Restricted resources

When an expense is incurred for purposes for which both restricted and unrestricted Net Position are available, the District's policy concerning which to apply first varies with the intended use, and with associated legal requirements, many of which are described elsewhere in these Notes.

G) Interfund transactions

The operations of the District include transactions between funds. These transactions may be temporary in nature, such as with interfund borrowings. The District typically loans resources between funds for the purpose of providing cash flow. These interfund receivables and payables are expected to be repaid with one year. Permanent transfers of funds include the transfer of expenditure and revenues to provide financing or other services.

In the district-wide statements, the amounts reported on the Statement of Net Position for interfund receivables and payables represent amounts due between different fund types (governmental activities and fiduciary funds). Eliminations have been made for all interfund receivables and payables between the funds, with the exception of those due from or to the fiduciary funds.

The governmental funds report all interfund transactions as originally recorded. Interfund receivables and payables may be netted on the accompanying governmental funds balance sheet when it is the District's practice to settle these amounts at a net balance based upon the right of legal offset.

H) Estimates

The preparation of financial statements in conformity with accounting principles generally accepted in the United States of America requires management to make estimates and assumptions that affect the reported amount of assets and liabilities and disclosure of contingent assets and liabilities at the date of the financial statements and the reported revenues and expenses during the reporting period. Actual results could differ from those estimates. Estimates and assumptions are made in a variety of areas, including computation of encumbrances, compensated absences, other postemployment benefits, potential contingent liabilities and useful lives of long-lived assets.

MORRIS CENTRAL SCHOOL DISTRICT

Notes to the Financial Statements

I) Cash (and cash equivalents)/Investments

The District's cash and cash equivalents consist of cash on hand, demand deposits, and short-term investments with original maturities of three months or less from date of acquisition.

New York State law governs the District's investment policies. Resources must be deposited in FDIC-insured commercial banks or trust companies located within the State. Permissible investments include obligations of the United States Treasury, United States Agencies, repurchase agreements and obligations of New York State or its localities.

Collateral is required for demand and time deposits and certificates of deposit not covered by FDIC insurance. Obligations that may be pledged as collateral are obligations of the United States and its agencies and obligations of the State and its municipalities and Districts.

J) Investments in Marketable Securities

Investments are accounted for in the fiduciary funds. The District carries investments in marketable securities and all debt securities with readily determinable fair values at their fair values based on quoted prices in active markets (all Level 1 measurements) in the Statement of Fiduciary Net Position. Unrealized gains and losses are included in the change in Net Position in the accompanying Statement of Changes in Fiduciary Net Position

K) Receivable (or Accounts receivable)

Receivables (accounts receivable) are shown gross, with uncollectible amounts recognized under the direct write-off method. No allowance for uncollectible accounts has been provided since it is believed that such allowance would not be material.

L) Inventories and prepaid items

Inventories of food in the School Lunch Fund are recorded at cost on a first-in, first-out basis, or in the case of surplus food, at stated value that approximates market. Purchases of inventoriable items in other funds are recorded as expenditures at the time of purchase, and are considered immaterial in amount.

Prepaid items represent payments made by the District for which benefits extend beyond year-end. These payments to vendors reflect costs applicable to future accounting periods and are recorded as prepaid items in both the district-wide and fund financial statements. These items are reported as assets on the statement of net position or balance sheet using the consumption method. A current asset for the prepaid amounts is recorded at the time of purchase and an expense/expenditure is reported in the year the goods or services are consumed.

M) Other assets/restricted assets

Certain proceeds from serial bonds and bond anticipation notes, as well as resources set aside for their repayment are classified as restricted assets in the district-wide financial statements and their use is limited by applicable bond covenants.

In the district-wide financial statements, bond issuance costs are capitalized and amortized over the life of the debt issue. In the funds statements these same costs are netted against bond proceeds and recognized in the period of issuance.

MORRIS CENTRAL SCHOOL DISTRICT

Notes to the Financial Statements

N) Capital assets

Capital assets are reported at actual cost for acquisitions subsequent to December 29, 2009. For assets acquired prior to this date, estimated historical costs, based on appraisals conducted by independent third-party professionals were used. Donated assets are reported at estimated fair market value at the time received.

Capitalization thresholds (the dollar value above which asset acquisitions are added to the capital asset accounts), depreciation methods, and estimated useful lives of capital assets reported in the District-wide statements are as follows:

| <u>Classes of Capital Assets</u> | <u>Capitalization Threshold</u> | <u>Depreciation Method</u> | <u>Estimated Useful Life</u> |
|-----------------------------------|---------------------------------|----------------------------|------------------------------|
| Land Improvements | \$10,000 | Straight Line | 20 Years |
| Buildings and Improvements | \$10,000 | Straight Line | 20 – 50 Years |
| Furniture, Equipment and Vehicles | \$1,000 | Straight Line | 5 – 20 Years |

Capital assets that are not depreciated include land and construction in progress. Certain infrastructure capital assets are accounted for using the modified approach permitted for eligible assets under GASB 34. The modified approach requires that an asset management system be established which assures that an expenditure amount sufficient to preserve the assets in good condition for proper and efficient functioning is budgeted each year in lieu of depreciation. Accordingly, all expenditures made for those assets, other than additions and improvements that increase capacity or efficiency, are charged to expense in the period incurred instead of calculating depreciation. The school district is required to conduct a condition assessment of these assets at least once every three years.

O) Deferred Outflows and Inflows of Resources

In addition to assets, the Statement of Net Position will sometimes report a separate section for deferred outflows of resources. This separate financial statement element, deferred outflows of resources, represents a consumption of net position that applies to a future period and so will not be recognized as an outflow of resources (expense/expenditure) until then. The government has three items that qualify for reporting in this category. First is the deferred charge on refunding reported in the government-wide Statement of Net Position. A deferred charge on refunding results from the difference in the carrying value of refunded debt and its reacquisition price. This amount is deferred and amortized over the shorter of the life of the refunded or refunding debt. The second item is related to pensions reported in the district-wide Statement of Net Position. This represents the effect of the net change in the District's proportion of the collective net pension asset or liability and difference during the measurement period between the District's contributions and its proportion share of total contributions to the pension systems not included in pension expense. Lastly is the District contributions to the pension systems (TRS and ERS Systems) subsequent to the measurement date.

In addition to liabilities, the statement of net position will sometimes report a separate section for deferred inflows of resources. This separate financial statement element, deferred inflows of resources, represents an acquisition of net position that applies to a future period(s) and so will not be recognized as an inflow of resources (revenue) until that time. The District has three items that qualify for reporting in this category. First arises only under a modified accrual basis of accounting and is reported as unavailable revenue – property taxes. The second item is related to pensions reported in the district-wide Statement of Net Position. This represents the effect of the net change in the District's proportion of the collective net pension liability (ERS System) and difference during the measurement periods between the District's contributions and its proportion share of total contributions to the pension systems not included in pension expense.

MORRIS CENTRAL SCHOOL DISTRICT

Notes to the Financial Statements

P) Deferred revenues

Deferred revenues are reported when potential revenues do not meet both the measurable and available criteria for recognition in the current period. Deferred revenues also arise when the District receives resources before it has legal claim to them, as when grant monies are received prior to incurring qualifying expenditures. In subsequent periods, when both recognition criteria are met, or when the District has legal claim to the resources, the liability for deferred revenues is removed and revenues are recorded.

Statute provides the authority for the District to levy taxes to be used to finance expenditures within the first 120 days of the succeeding fiscal year. Consequently, such amounts are recognized as revenue in the subsequent fiscal year, rather than when measurable and available.

Many deferred revenues recorded in governmental funds are not recorded in the District-wide statements.

Q) Vested employee benefits

Compensated absences consist of unpaid accumulated annual sick leave, vacation, and sabbatical time:

Sick leave eligibility and accumulation is specified in negotiated labor contracts, and in individual employment contracts. Upon retirement, resignation or death, employees may contractually receive a payment based on unused accumulated sick leave.

District employees are granted *vacation* in varying amounts, based primarily on length of service and service position. Some earned benefits may be forfeited if not taken within varying time periods. Consistent with GASB Statement 16, Accounting for Compensated Absences, the liability has been calculated using the vesting/termination method and an accrual for that liability is included in the district-wide financial statements. The compensated absences liability is calculated based on the pay rates in effect at year-end.

In the funds statements only the amount of matured liabilities is accrued within the General Fund based upon expendable and available financial resources. These amounts are expensed on a pay-as-you go basis.

R) Other benefits

District employees participate in the New York State Employees' Retirement System and the New York State Teachers' Retirement System.

In addition to providing pension benefits, the District provides post-employment health insurance coverage and survivor benefits to retired employees and their survivors in accordance with the provision of various employment contracts in effect at the time of retirement. Substantially all of the District's employees may become eligible for these benefits if they reach normal retirement age while working for the District. Health care benefits are provided through plans whose premiums are based on the benefits paid during the year. The District recognizes the cost of providing health insurance by recording its share of insurance premiums as an expense.

S) Short-term debt

The District may issue Revenue Anticipation Notes (RAN) and Tax Anticipation Notes (TAN), in anticipation of the receipt of revenues. These notes are recorded as a liability of the fund that will actually receive the proceeds from the issuance of the notes. The RAN's and TAN's represent a liability that will be extinguished by the use of expendable, available resources of the fund.

MORRIS CENTRAL SCHOOL DISTRICT

Notes to the Financial Statements

The District may issue budget notes up to an amount not to exceed 5% of the amount of the annual budget during any fiscal year for expenditures for which there is an insufficient or no provision made in the annual budget. The budget note must be repaid no later than the close of the second fiscal year succeeding the year in which the note was issued.

The District may issue Bond Anticipation Notes (BAN), in anticipation of proceeds from the subsequent sale of bonds. These notes are recorded as current liabilities of the funds that will actually receive the proceeds from the issuance of bonds. State law requires that BAN's issued for capital purposes be converted to long-term financing within five years after the original issue date.

T) Accrued liabilities and long-term obligations

Payables, accrued liabilities and long-term obligations are reported in the district-wide financial statements. In the governmental funds, payables and accrued liabilities are paid in a timely manner and in full from current financial resources. Claims and judgments, and compensated absences that will be paid from governmental funds, are reported as a liability in the funds financial statements only to the extent that they are due for payment in the current year. Bonds and other long-term obligations that will be paid from governmental funds are recognized as a liability in the fund financial statements when due.

Long-term obligations represent the District's future obligations or future economic outflows. The liabilities are reported as due in one year or due within more than one year in the Statement of Net Position.

U) Equity classifications

District-wide statements

In the district-wide statements there are three classes of Net Position:

Invested in capital assets, net of related debt – consists of net capital assets (cost less accumulated depreciation) reduced by outstanding balances of related debt obligations from the acquisition, constructions or improvements of those assets.

Restricted Net Position – reports Net Position when constraints placed on the assets are either externally imposed by creditors (such as through debt covenants), grantors, contributors, or laws or regulations of other governments, or imposed by law through constitutional provisions or enabling legislation.

Unrestricted Net Position – reports all other Net Position that do not meet the definition of the above two classifications and are deemed to be available for general use by the District.

Fund statements:

In the fund basis statements there are five classifications of fund balance:

Non-spendable fund balance - Includes amounts that cannot be spent because they are either not in spendable form or legally or contractually required to be maintained intact. Non-spendable fund balance includes the inventory recorded in the School Lunch Fund of \$11,570.

Restricted fund balance - includes amounts with constraints placed on the use of resources either externally imposed by creditors, grantors, contributors or laws or regulations of other governments;

MORRIS CENTRAL SCHOOL DISTRICT

Notes to the Financial Statements

or imposed by law through constitutional provisions or enabling legislation. All encumbrances of funds other than the General fund are classified as restricted fund balance.

Restricted fund balance includes the following:

General Fund:

| | |
|---|------------------|
| Unemployment Insurance..... | \$ 216,122 |
| Retirement Contributions..... | 535,689 |
| Liability Claims..... | 27,541 |
| Property Loss..... | 27,541 |
| Insurance..... | 169,591 |
| Tax Certiorari..... | 43,662 |
| Employee Benefit Accrued Liability..... | 318,176 |
| Capital..... | 695,641 |
| Repairs..... | 165,176 |
| | <u>2,199,139</u> |

Debt Service Fund:

| | |
|-----------------------------|---------------------|
| Debt Service..... | 326,331 |
| Total restricted funds..... | <u>\$ 2,525,470</u> |

The School District has established the following restricted fund balances:

Employee Benefit Accrued Liability

According to General Municipal Law §6-p, must be used for the payment of accrued employee benefit due an employee upon termination of the employee’s service. This reserve may be established by a majority vote of the Board and is funded by budgetary appropriations and such other reserves and funds that may be legally appropriated.

Insurance

According to General Municipal Law §6-n, must be used to pay liability, casualty and other types of losses, except losses incurred for which the following types of insurance may be purchased: life, accident, health, annuities, fidelity and surety, credit, title residual value and mortgage guarantee. In addition, this reserve may not be used for any purpose for which a special reserve may be established pursuant to law (for example, for unemployment compensation insurance). The reserve may be established by Board action and funded by budgetary appropriations or such other funds as may be legally appropriated. There is no limit on the amount that may be accumulated in the Insurance Reserve; however, the annual contribution to this reserve may not exceed the greater of \$33,000 or 5% of the budget. Settled or compromised claims up to \$25,000 may be paid from the reserve without judicial approval.

Repairs

According to General Municipal Law §6-d, must be used to pay the cost of repairs to capital improvements or equipment, which repairs are of a type not recurring annually. The Board of Education without voter approval may establish a repair reserve fund by a majority vote of its members. Voter approval is required to fund this reserve (Opinion of the New York State Comptroller 81-401). Expenditures from this reserve may be made only after a public hearing has been held, except in emergency situations. If no hearing is held, the amount expended must be repaid to the reserve fund over the next two subsequent fiscal years.

Debt Service

MORRIS CENTRAL SCHOOL DISTRICT

Notes to the Financial Statements

According to General Municipal Law §6-l , the Mandatory Reserve for Debt Service must be established for the purpose of retiring the outstanding obligations upon the sale of District property or capital improvement that was financed by obligations that remain outstanding at the time of sale. The funding of the reserve is from the proceeds of the sale of School District property or capital improvement.

Tax Certiorari

According to Education Law §3651.1-a, must be used to establish a reserve fund for tax certiorari and to expend from the fund without voter approval. The monies held in the reserve shall not exceed the amount that might reasonably be deemed necessary to meet anticipated judgments and claims arising out of tax certiorari proceedings. Any resources deposited to the reserve which are not expended for tax certiorari proceedings in the year such monies are deposited must be returned to the General Fund on or before the first day of the fourth fiscal year after deposit of these monies.

Retirement Contributions

According to General Municipal Law §6-r, all expenditures made from the retirement contributions reserve fund must be used for financing retirement contributions to the New York State and Local Employees' Retirement System. This reserve is established by Board resolution and is funded by budgetary appropriation and such other reserves and funds that may be legally appropriated. The reserve must be accounted for separate and apart from all other funds and a detailed report of the operation and condition of the fund must be provided to the Board. This reserve is accounted for in the General Fund. Effective April 1, 2019, a Board may adopt a resolution establishing a sub-fund for contributions to the New York State Teachers' Retirement System. During a fiscal year, the Board may authorize payment into the sub- fund of up to 2% of the total covered salaries paid during the preceding fiscal year, with the total amount funded not to exceed 10% of the total covered salaries during the preceding fiscal year. The sub-fund is separately administered, but must comply with all the existing provisions of General Municipal Law §6-r.

Liability Claims and Property Loss

According to Education Law §1709(8) (c), must be used to pay for liability claims and property loss incurred. Separate funds for liability claims and property loss are required and these reserves may not in total exceed 3% of the annual budget or \$15,000, whichever is greater. This type of reserve fund may be utilized only by school districts, except city school districts with a population greater than 125,000.

Unemployment Insurance

According to General Municipal Law §6-m, must be used to pay the cost of reimbursement to the State Unemployment Insurance Fund for payments made to claimants where the employer has elected to use the benefit reimbursement method. The reserve may be established by Board action and is funded by budgetary appropriations and such other funds as may be legally appropriated. Within sixty days after the end of any fiscal year, excess amounts may either be transferred to another reserve or the excess applied to the appropriations of the next succeeding fiscal year's budget. If the School District elects to convert to tax (contribution) basis, excess resources in the fund over the sum sufficient to pay pending claims may be transferred to any other reserve fund.

Committed fund balance - Includes amounts that can only be used for the specific purposes pursuant to constraints imposed by formal action of the school districts highest level of decision making authority, i.e., the Board of Education. The School District has no committed fund balances as of June 30, 2019.

MORRIS CENTRAL SCHOOL DISTRICT

Notes to the Financial Statements

Assigned fund balance - Includes amounts that are constrained by the school district's intent to be used for specific purposes, but are neither restricted nor committed. All encumbrances of the General fund are classified as Assigned Fund Balance in the General Fund.

Assigned fund balance includes the following:

| | |
|-----------------------|---------------------|
| General Fund: | |
| Encumbrances..... | \$ 399,510 |
| Appropriated..... | 165,000 |
| | <u>564,510</u> |
| Capital Projects Fund | |
| Appropriated..... | 505,218 |
| | <u>\$ 1,069,728</u> |

Unassigned fund balance - Includes all other General Fund Net Position that do not meet the definition of the above four classifications and are deemed to be available for general use by the School District.

NYS Real Property Tax Law 1318 limits the amount of unexpended surplus funds a school district can retain to no more than 4% of the School District's budget for the General Fund for the ensuing fiscal year. Nonspendable and restricted fund balance of the General Fund are excluded from the 4% limitation. Amounts appropriated for the subsequent year and encumbrances are also excluded from the 4% limitation.

Spending Prioritization:

Unless the determination to use restricted, committed or assigned fund balance is made by the District prior to spending amounts on an expenditure incurred, the spending prioritization policy of the District shall be followed.

In the case that expenditures are incurred for purposes for which both restricted and unrestricted fund balance is available; the District considers unrestricted amounts to have been spent. In the case that expenditures are incurred for which committed, assigned, and unassigned fund balance is available; the District considers unassigned amounts to have been spent. The specific fund balance spending prioritization of the District is as follows:

1. Unassigned
2. Assigned
3. Committed
4. Restricted

MORRIS CENTRAL SCHOOL DISTRICT

Notes to the Financial Statements

V) New Accounting Standards

The District has adopted all current Statements of the Governmental Accounting Standards Board (GASB) that are applicable. At June 30, 2019, the District implemented the following new standards issued by GASB:

GASB Statement No. 83, *Certain Asset Retirement Obligations* Effective for the year ending June 30, 2019

GASB Statement No. 88, *Certain Disclosures Related to Debt, Including Direct Borrowing and Direct Placements* Effective for the year ending June 30, 2019

W) Future Changes in Accounting Standards

GASB has issued Statement No. 84, *Fiduciary Activities* Effective for the year ending June 30, 2020

GASB has issued Statement No. 87, *Leases* Effective for the year ending June 30, 2021

GASB has issued Statement No. 89, *Accounting for Interest Cost Incurred Before the End of a Construction Period* Effective for the year ending June 30, 2021

GASB has issued Statement No. 91, *Conduit Debt Obligations* Effective for the year ending June 30, 2022

The school district will evaluate the impact each new pronouncement may have on its financial statements and will implement them as applicable and when material.

Note 2 EXPLANATION OF CERTAIN DIFFERENCES BETWEEN GOVERNMENTAL FUND STATEMENTS AND DISTRICT-WIDE STATEMENTS

Due to the differences in the measurement focus and basis of accounting used in the governmental fund statements and the District-wide statements, certain financial transactions are treated differently. The basic financial statements contain a full reconciliation of these items. The differences result primarily from the economic focus of the Statement of Activities, compared with the current financial resources focus of the governmental funds.

A) Total fund balances of governmental funds vs. net position of governmental activities:

Total fund balances of the District's governmental funds differ from "net position" of governmental activities reported in the Statement of Net Position. This difference primarily results from the additional long-term economic focus of the Statement of Net Position versus the solely current financial resources focus of the governmental fund Balance Sheets.

B) Statement of Revenues, Expenditures and Changes in Fund Balance vs. Statement of Activities:

Differences between the governmental funds Statement of Revenues, Expenditures and Changes in Fund Balance and the Statement of Activities fall into one of three broad categories. The amounts shown below represent:

MORRIS CENTRAL SCHOOL DISTRICT

Notes to the Financial Statements

1) Long-term revenue differences:

Long-term revenue differences arise because governmental funds report revenues only when they are considered "available", whereas the Statement of Activities reports revenues when earned. Differences in long-term expenses arise because governmental funds report on a modified accrual basis, whereas the accrual basis of accounting is used on the Statement of Activities.

2) Capital related differences:

Capital related differences include the difference between proceeds for the sale of capital assets reported on governmental fund statements and the gain or loss on the sale of assets as reported on the Statement of Activities, and the difference between recording an expenditure for the purchase of capital items in the governmental fund statements and depreciation expense on those items as recorded in the Statement of Activities.

3) Long-term debt transaction differences:

Long-term debt transaction differences occur because both interest and principal payments are recorded as expenditures in the governmental fund statements, whereas interest payments are recorded in the Statement of Activities as incurred, and principal payments are recorded as a reduction of liabilities in the Statement of Net Position.

Note 3 STEWARDSHIP, COMPLIANCE AND ACCOUNTABILITY

Budgets

The District administration prepares a proposed budget for approval by the Board of Education for the following governmental funds for which legal (appropriated) budgets are adopted:

- General Fund

The voters of the District approved the proposed appropriation budget for the general fund.

Appropriations are adopted at the program line item level.

Appropriations established by the adoption of the budget constitute a limitation on expenditures (and encumbrances) that may be incurred. Appropriations lapse at the end of the fiscal year unless expended or encumbered. Encumbrances will lapse if not expended in the subsequent year. Appropriations authorized for the current year are increased by the planned use of specific reserves, and budget amendments approved by the Board of Education as a result of selected new revenue sources not included in the original budget (when permitted by law). These supplemental appropriations may occur subject to legal restrictions, if the Board approves them because of a need that exists which was not determined at the time the budget was adopted. No supplemental appropriations occurred during the year.

Budgets are adopted annually on a basis consistent with GAAP. Appropriations authorized for the year are increased by the amount of encumbrances carried forward from the prior year.

- Capital Project

MORRIS CENTRAL SCHOOL DISTRICT

Notes to the Financial Statements

Budgets are established and used for individual capital project funds expenditures as approved by a special referendum of the District’s voters. The maximum project amount authorized is based primarily upon the cost of the project, plus any requirements for external borrowings, not annual appropriations. These budgets do not lapse and are carried over to subsequent fiscal years until the completion of the projects.

The Capital Projects had a fund balance of \$485,872.

- Special Aid Funds

Budgets are established by grantors and used for individual program fund expenditures. The maximum program amount authorized is based upon the grantor contracts and agreements not annual appropriations. These budgets do not lapse and are carried over to subsequent fiscal years until the completion of the program.

Encumbrances

Encumbrance accounting is used for budget control and monitoring purposes and is reported as a part of the governmental funds. Under this method, purchase orders, contracts and other commitments for the expenditure of monies are recorded to reserve applicable appropriations. Outstanding encumbrances as of year-end are presented as reservations of fund balance and do not represent expenditures or liabilities. These commitments will be honored in the subsequent period. Related expenditures are recognized at that time, as the liability is incurred or the commitment is paid.

Note 4 CASH (AND CASH EQUIVALENTS) – CUSTODIAL CREDIT, CONCENTRATION OF CREDIT, INTEREST RATE AND FOREIGN CURRENCY RISKS

Cash

Custodial credit risk is the risk that in the event of a bank failure, the District’s deposits may not be returned to it. While the District does not have a specific policy for custodial credit risk, New York State statutes govern the District’s investment policies, as discussed previously in these Notes.

The District’s aggregate bank balances (disclosed in the financial statements), included balances not covered by depository insurance at year-end, collateralized as follows:

| | | |
|---|----|---------------------|
| Uncollateralized..... | \$ | - |
| Collateralized with securities held by the pledging financial institution, or its trust department or agent, but not in the District’s name..... | | <u>\$ 3,045,288</u> |

Restricted cash represents cash and cash equivalents where use is limited by legal requirements. These assets represent amounts required by statute to be reserved for various purposes. Restricted cash as of year-end includes \$2,520,848 within the governmental funds and \$383,631 in the fiduciary funds.

MORRIS CENTRAL SCHOOL DISTRICT

Notes to the Financial Statements

Note 5 INVESTMENTS

The District has few investments (primarily donated scholarship funds) and chooses to disclose its investments by specifically identifying each. The District's investment policy for these investments is also governed by New York State statutes. Investments are stated at fair value, and are categorized as either: (A) Insured or registered, or investments held by the District or by the District's agent in the District's name, or (B) Uninsured and unregistered, with the investments held by the financial institutes trust department in the District's name, or (C) Uninsured and unregistered, with investments held by the financial institution or its trust department, but not in the District's name.

The investments as follows:

| <u>Category</u> | <u>Description</u> | <u>Quantity</u> | <u>Cost</u> | <u>Fair Value</u> | <u>Unrealized Gain (Loss)</u> |
|--|--|-----------------|------------------|-------------------|-----------------------------------|
| (B) | Pax World Balanced Individual Class mutual fund..... | 449 | \$ 6,188 | \$ 10,770 | \$ 4,582 |
| (A) | International Business Machines..... | 200 | 5,000 | 29,054 | 24,054 |
| | | | <u>\$ 11,188</u> | <u>\$ 39,824</u> | <u>28,636</u> |
| Unrealized Gain (Loss) at June 30, 2018..... | | | | | <u>27,541</u> |
| Net Change in Unrealized Gains (Losses)..... | | | | | <u>\$ 1,095</u> |

The net change in the unrealized gain or loss is recognized as investment income. The School District's securities are recorded as endowment scholarships in the Private Purpose Trust Fund as a nonexpendable. The income received from these investments is used to fund the Memorial Scholarship Funds. The District carries investments in marketable securities and all debt securities with readily determinable fair values at their fair values based on quoted prices in active markets (all Level 1 measurements) in the Statement of Fiduciary Net Position. Unrealized gains and losses are included in the change in Net Position in the accompanying Statement of Changes in Fiduciary Net Position.

MORRIS CENTRAL SCHOOL DISTRICT

Notes to the Financial Statements

Note 6 CAPITAL ASSETS

General fixed assets are carried at estimated historical cost. The value of these assets, including any donated assets, are measured at the most recent cash or cash equivalent price of the asset as established by an independent appraiser, Industrial Appraisal Company, Inc. The most recent appraisal date was January 21, 2016. Maintenance, repairs, and renewals that neither materially add to the value of the property nor appreciably prolong its life are charged to expense as incurred. Any costs related to the asset that are incurred after the appraisal date such as additions, improvements, or replacements are added to the value of the asset if they provide future service potential; otherwise, they are expended in the period of occurrence. Proceeds from dispositions of property are included in income.

Capital asset balances and activity for the year ended June 30, 2019 were as follows:

| | Beginning Balance | Additions | Retirements/ Reclassifications | Ending Balance |
|--|------------------------------|------------------|---|---------------------------|
| Governmental activities: | | | | |
| Capital assets that are not depreciated: | | | | |
| Land..... | \$ 180,000 | - | - | \$ 180,000 |
| Construction in Progress..... | 101,256 | 2,273,255 | - | 2,374,511 |
| | 180,000 | 2,273,255 | - | 2,554,511 |
| Capital assets that are depreciated: | | | | |
| Land Improvements..... | 639,173 | - | - | 639,173 |
| Buildings and Improvements..... | 15,706,697 | 2,300 | - | 15,708,997 |
| Furniture and equipment..... | 1,227,394 | 19,783 | - | 1,247,177 |
| Transportation vehicles..... | 1,132,709 | 198,945 | (70,660) | 1,260,994 |
| | 18,712,854 | 221,028 | (70,660) | 18,856,341 |
| Less: accumulated depreciation..... | 8,476,744 | 614,885 | (35,330) | 9,056,299 |
| Total depreciable and non-depreciable historical cost, net..... | \$ 10,416,110 | | | \$ 12,354,553 |

The district does not have infrastructure assets as defined by GASB publications.

Depreciation expense was charged to governmental functions as follows:

| | |
|----------------------|------------|
| General support..... | \$ 93,415 |
| Instruction..... | 280,248 |
| Foodservice..... | 46,708 |
| Transportation..... | 194,514 |
| | \$ 614,885 |

MORRIS CENTRAL SCHOOL DISTRICT

Notes to the Financial Statements

Note 7 SHORT-TERM DEBT

The District may issue Revenue Anticipation Notes and Tax Anticipation Notes, in anticipation of the receipt of revenues. These notes are recorded as a liability of the fund that will actually receive the proceeds from the issuance of the notes. The RANs and TANs represent a liability that will be extinguished by the use of expendable, available resources of the fund.

The District may issue budget notes up to an amount not to exceed 5% of the amount of the annual budget during any fiscal year for expenditures for which an insufficient or no provision is made in the annual budget. The budget note must be repaid no later than the close of the second fiscal year succeeding the year in which the note was issued.

The District may issue Bond Anticipation Notes, in anticipation of proceeds from the subsequent sale of bonds. These notes are recorded as current liabilities of the funds that will actually receive the proceeds from the issuance of bonds. State law requires that BANs issued for capital purposes be converted to long-term financing within five years after the original issue date.

There was no short-term debt activity during the year:

Note 8 LONG-TERM DEBT

Long-term liability balances and activity for the year are summarized below:

| Governmental Activities: | Beginning Balance | Addition/ Issued | Deletion/ Redeemed | Ending Balance | Amounts Due Within One Year |
|------------------------------------|------------------------------|-----------------------------|-------------------------------|---------------------------|--|
| Serial & Bus Bonds payable..... | \$ 3,801,465 | 2,039,289 | 1,159,622 | \$ 4,681,132 | \$ 1,429,952 |
| Other liabilities: | | | | | |
| Compensated absences..... | 278,431 | 184,205 | 208,823 | 253,813 | 84,604 |
| Net pension liability..... | 76,254 | 160,993 | 57,191 | 180,056 | 60,019 |
| Other postemployment benefits..... | 27,102,588 | 4,096,033 | 746,813 | 30,451,808 | 784,154 |
| | <u>27,457,273</u> | <u>4,441,231</u> | <u>1,012,827</u> | <u>30,885,677</u> | <u>928,777</u> |
| Total noncurrent liabilities..... | <u>\$ 31,258,738</u> | <u>6,480,520</u> | <u>2,172,449</u> | <u>\$ 35,566,809</u> | <u>\$ 2,358,729</u> |

The following is a summary of maturity of bond indebtedness:

| Description of Issue | Issue Date | Final Maturity | Interest Rate | Outstanding at June 30, 2019 |
|---------------------------------|-------------------|-----------------------|--------------------------|---|
| Serial Bond 2014 | 6/17/2019 | 6/15/2034 | 5.000% | \$ 1,860,000 |
| Serial Bond 2014 | 6/23/2014 | 6/15/1930 | 2.680% | 1,315,000 |
| Serial Bond 2012 | 6/15/2003 | 6/15/2020 | 3.350% | 880,000 |
| Serial Bond 2006 | 10/15/2006 | 6/15/2023 | 4.500% | 125,000 |
| Bus Bond 2019 | 5/11/2018 | 5/11/2023 | 3.420% | 179,291 |
| Bus Bond 2018 | 5/11/2018 | 5/11/2023 | 3.130% | 114,766 |
| Bus Bond 2017 | 5/11/2017 | 5/11/2022 | 2.680% | 111,551 |
| Bus Bond 2016 | 5/12/2016 | 5/12/2021 | 2.490% | 64,612 |
| Bus Bond 2015 | 5/14/2015 | 5/14/2020 | 2.690% | 30,912 |
| | | | | <u>\$ 4,681,132</u> |

MORRIS CENTRAL SCHOOL DISTRICT

Notes to the Financial Statements

Principal and interest payments due on bonds payable is as follows:

| Fiscal Year | Principal | Interest | Total |
|------------------------|--------------------|-------------------|---------------------|
| Ending June 30, | | | |
| 2020 | 1,429,952 | 149,538 | 1,579,490 |
| 2021 | 569,040 | 128,235 | 697,275 |
| 2022 | 551,733 | 105,897 | 657,630 |
| 2023 | 519,550 | 83,613 | 603,163 |
| 2024 | 495,858 | 62,139 | 557,997 |
| 2025 - 2029 | 830,000 | 211,713 | 1,041,713 |
| 2030 - 2034 | 285,000 | 34,774 | 319,773 |
| Total | <u>\$4,681,132</u> | <u>\$ 775,909</u> | <u>\$ 5,457,041</u> |

Interest on debt was composed of:

| | |
|--|-------------------|
| Interest paid..... | \$ 146,647 |
| Less: interest accrued in the prior year.. | (6,512) |
| Add: interest accrued in current year..... | 8,290 |
| | <u>\$ 148,425</u> |

Note 9 INTERFUND BALANCES AND EQUITY

| | <u>Receivable</u> | <u>Payable</u> | <u>Revenue</u> | <u>Expense</u> |
|-------------------------------|-------------------|----------------|----------------|----------------|
| General Fund..... | \$ 460,139 | 296,605 | - | 130,091 |
| Special Aid Fund..... | - | 292,862 | 11,983 | - |
| School Food Service Fund..... | 7,154 | 91,834 | 18,108 | - |
| Debt Service Fund..... | 4,622 | - | - | - |
| Capital Projects Fund..... | 289,452 | 79,997 | 100,000 | - |
| | <u>761,367</u> | <u>761,298</u> | <u>130,091</u> | <u>130,091</u> |
| Trust and Agency..... | - | 69 | - | - |
| | <u>\$ 761,367</u> | <u>761,367</u> | <u>130,091</u> | <u>130,091</u> |

All interfund payables are expected to be repaid within one year.

MORRIS CENTRAL SCHOOL DISTRICT

Notes to the Financial Statements

Note 10 PENSION PLANS

General information: The District participates in the New York State Teachers' Retirement System (TRS) and the New York State and Local Employees' Retirement System (ERS). These are cost-sharing multiple employer public employee retirement systems. The Systems offer a wide range of plans and benefits, which are related to years of service and final average salary, vesting of retirement benefits, death, and disability.

Provisions and administration: A 10-member Board of Trustees of the New York State Teachers' Retirement Board administers TRS. TRS provides benefits to plan members and beneficiaries as authorized by the Education Law and the New York State Retirement and Social Security Law (NYSRSSL). Membership is mandatory and automatic for all full-time teachers, teaching assistants, guidance counselors and administrators employed in New York Public Schools and BOCES who elected to participate in TRS. Once a public employer elects to participate in the System, the election is irrevocable. The New York State Constitution provides that pension membership is a contractual relationship and plan benefits cannot be diminished or impaired. Benefits can be changed for future members only by enactment of a State statute. TRS issues a publicly available financial report that contains financial statements and required supplementary information. The report may be obtained by writing to NYSTRS, 10 Corporate Woods Drive, Albany, New York 12211-2395 or by referring to the TRS Comprehensive Annual Financial report, which can be found on the System's website at www.nystrs.org.

ERS provides retirement benefits as well as death and disability benefits. The net position of the System is held in the New York State Common Retirement Fund (the Fund), which was established to hold all net assets and record changes in plan net position allocated to the System. The Comptroller of the State of New York serves as the trustee of the Fund and is the administrative head of the System. NYSRSSL govern obligations of employers and employees to contribute, and benefits to employees. Once a public employer elects to participate in the System, the election is irrevocable. The New York State Constitution provides that pension membership is a contractual relationship and plan benefits cannot be diminished or impaired. Benefits can be changed for future members only by enactment of a State statute. The District also participates in the Public Employees' Group Life Insurance Plan (GLIP), which provides death benefits in the form of life insurance. The System is included in the State's financial report as a pension trust fund. ERS issues a publicly available financial report that includes financial statements and required supplementary information. That report may be obtained by writing to NYSERS, Office of the State Comptroller, 110 State Street, Albany, New York 12244 or by referring to the ERS Comprehensive Annual Report, which can be found at www.osc.state.ny.us/retire/publications/index.php.

Funding policies: The Systems are noncontributory except for employees who joined after July 27, 1976, who contribute 3 percent of their salary for the first ten years of membership, and employees who joined on or after January 1, 2010 who generally contribute 3.0% to 3.5% of their salary for their entire length of service. In addition, employee contribution rates under ERS tier VI vary based on a sliding salary scale. For TRS, contribution rates are established annually by the New York State Teachers' Retirement Board pursuant to Article 11 of the Education Law. For ERS, the Comptroller annually certifies the actuarially determined rates expressly used in computing the employers' contributions for the ERS' fiscal year ended March 31. The District paid 100% of the required contributions as billed by the TRS and ERS for the current year and each of the two preceding years.

The District's share of the required contributions, based on covered payroll paid for the District's year ended June 30, was:

| Contributions | ERS | TRS |
|---------------|------------|------------|
| 2019 | \$ 115,187 | \$ 260,536 |
| 2018 | 110,028 | 310,362 |
| 2017 | 108,934 | 328,640 |

MORRIS CENTRAL SCHOOL DISTRICT

Notes to the Financial Statements

ERS has provided additional disclosures through entities that elected to participate in Chapter 260, 57, and 105.

Since 1989, the ERS billings have been based on Chapter 62 of the Laws of 1989 of the State of New York. This legislation requires participating employers to make payments on a current basis, while amortizing existing unpaid amounts relating to the System's fiscal years ending March 31, 1988 and 1989 over a 17-year period, with an 8.75% interest factor added. Local governments were given the option to prepay this liability, which the District exercised. As a result, the total unpaid liability at the end of the year was \$-0-.

1) Pension Liabilities, Pension Expense, and Deferred Outflows of Resources and Deferred Inflows of Resources related to Pensions

At June 30, 2019, the District reported the following asset/(liability) for its proportionate share of the net pension asset /(liability) for each of the Systems. The net pension asset/(liability) was measured as of March 31, 2019 for ERS and June 30, 2018 for TRS. The total pension asset/(liability) used to calculate the net pension asset/(liability) was determined by an actuarial valuation. The District's proportion of the net pension asset/(liability) was based on a projection of the District's long-term share of contributions to the Systems relative to the projected contributions of all participating members, actuarially determined.

This information was provided by the ERS and TRS Systems in reports provided to the District.

| | ERS | TRS | |
|---|------------|--------------|--|
| Actuarial valuation date..... | 3/31/2019 | 6/30/2018 | |
| Net pension liability (asset)..... | \$ 180,056 | \$ (295,129) | |
| District's portion of the Plan's total net pension liability (asset)..... | 0.0025413% | 0.0163210% | |

For the year ended June 30, 2019, the District's recognized pension expense of \$115,187 for ERS and the actuarial value \$260,536 for TRS. At June 30, 2019 the District's reported deferred outflows of resources and deferred inflows of resources related to pensions from the following sources:

| | Deferred Outflows of Resources | | Deferred Inflows of Resources | |
|--|--------------------------------|---------------------|-------------------------------|-------------------|
| | ERS | TRS | ERS | TRS |
| Differences between expected and actual experience..... | \$ 35,457 | \$ 220,547 | \$ 12,087 | \$ 39,950 |
| Changes of assumptions..... | 45,259 | 1,031,669 | - | - |
| Net difference between projected and actual earnings on pension plan investments..... | - | - | 46,212 | 327,616 |
| Changes in proportion and differences between the District's contributions and proportionate share of contributions..... | 38,622 | 66,727 | 5,429 | 33,087 |
| District's contributions subsequent to the measurement date..... | - | 260,536 | - | - |
| | \$ 119,338 | \$ 1,579,479 | \$ 63,728 | \$ 400,653 |

MORRIS CENTRAL SCHOOL DISTRICT

Notes to the Financial Statements

District contributions subsequent to the measurement date which will be recognized as a reduction of the net pension liability in the year ended June 30, 2019. Other amounts reported as deferred outflows of resources and deferred inflows of resources related to pensions will be recognized in pension expense as follows:

| | ERS | TRS |
|-------------|-----------|------------|
| Year ended: | | |
| 2019 | \$ 48,559 | \$ 302,650 |
| 2020 | (25,619) | 207,675 |
| 2021 | 3,325 | 28,013 |
| 2022 | 29,345 | 206,980 |
| 2023 | - | 136,713 |
| Thereafter | - | - |

2) Actuarial Assumptions

The total pension liability as of the measurement date was determined by using an actuarial valuation as noted in the table below, with update procedures used to roll forward the total pension liability to the measurement date. The actuarial valuations used the following actuarial assumptions:

| | ERS | TRS |
|----------------------------|-----------------------------------|---------------------------------|
| Measurement date..... | 3/31/2019 | 6/30/2018 |
| Actuarial valuation date.. | 4/1/2018 | 6/30/2017 |
| Interest rate..... | 7.0% | 7.25% |
| Salary scale..... | 4.2% | 1.9 - 4.72% |
| Decrement tables..... | April 1, 2010 - March 31, 2015 | July 1, 2009 - June 30, 2014 |
| Inflation rate..... | 2.5% | 2.5% |

For ERS, annuitant mortality rates are based on April 1, 2010 – March 31, 2015 System’s experience with adjustments for mortality improvements based on MP-2014. For TRS, annuitant mortality rates are based on July 1, 2009 – June 30, 2014 System’s experience with adjustments for mortality improvements based on Society of Actuaries Scale AA.

For ERS, the actuarial assumptions used in the April 1, 2016 valuation are based on the results of an actuarial experience study for the period April 1, 2010 – March 31, 2015. For TRS, the actuarial assumptions used in the June 30, 2015 valuation are based on the results of an actuarial experience study for the period July 1, 2009 – June 30, 2014.

MORRIS CENTRAL SCHOOL DISTRICT

Notes to the Financial Statements

The long-term rate of return on pension plan investments was determined using a building block method in which best estimate ranges of expected future real rates of return (expected returns net of investment expense and inflation) are developed for each major asset class. These ranges are combined to produce the long term expected rate of return by weighting the expected future real rates of return by each the target asset allocation percentage and by adding expected inflation. Best estimates of the arithmetic real rates of return for each major asset class included in the target asset allocation are summarized below:

| | ERS | TRS |
|---------------------------------|-----------|-----------|
| Measurement date..... | 3/31/2019 | 6/30/2018 |
| Asset Type: | | |
| Domestic equities..... | 4.6% | 5.8% |
| International equities..... | 6.4% | 7.3% |
| Private equity..... | 7.5% | 8.9% |
| Real estate..... | 5.6% | 4.9% |
| Absolute return strategies..... | 3.8% | n/a |
| Opportunistic portfolio..... | 5.7% | n/a |
| Real assets..... | 5.3% | n/a |
| Domestic fixed income..... | n/a | 1.3% |
| Global fixed income..... | n/a | 0.9% |
| Bonds and mortgages..... | 1.3% | 2.8% |
| High-yield fixed income..... | n/a | 3.5% |
| Cash..... | -0.3% | n/a |
| Inflation-indexed bonds..... | 1.3% | n/a |
| Short-term..... | n/a | 0.3% |

3) Discount Rate

The discount rate used to calculate the total pension liability was 7% for ERS and 7.25% for TRS. The projection of cash flows used to determine the discount rate assumes that contributions from plan members will be made at the current contribution rates and that contributions from employers will be made at statutorily required rates, actuarially. Based upon the assumptions, the Systems' fiduciary net position was projected to be available to make all projected future benefit payments of current plan members. Therefore, the long term expected rate of return on pension plan investments was applied to all periods of projected benefit payments to determine the total pension liability.

MORRIS CENTRAL SCHOOL DISTRICT

Notes to the Financial Statements

4) Sensitivity of the Proportionate Share of the Net Pension Liability to the Discount Rate Assumption

The following presents the District's proportionate share of the net pension liability calculated using the discount rate of 7% for ERS and 7.25% for TRS, as well as what the District's proportionate share of the net pension asset/(liability) would be if it were calculated using a discount rate that is 1 percentage point lower (6% for ERS and 6.25% for TRS) or 1-percentagepoint higher (8% for ERS and 8.25% for TRS) than the current rate :

| | 1% Decrease (6.0%) | Current Assumption (7.0%) | 1% Increase (8.0%) |
|------------|-----------------------|---------------------------------|-----------------------|
| <u>ERS</u> | | | |

| | | | |
|---|--------------|--------------|------------|
| Employer's proportionate share of the net pension asset (liability)..... | \$ (787,232) | \$ (180,056) | \$ 330,016 |
|---|--------------|--------------|------------|

| | 1% Decrease (6.25%) | Current Assumption (7.25%) | 1% Increase (8.25%) |
|------------|------------------------|----------------------------------|------------------------|
| <u>TRS</u> | | | |

| | | | |
|---|----------------|------------|--------------|
| Employer's proportionate share of the net pension asset (liability)..... | \$ (2,027,584) | \$ 295,129 | \$ 2,240,916 |
|---|----------------|------------|--------------|

5) Pension Plan Fiduciary Net Position

The components of the current-year net pension asset/(liability) of the employers as of the respective valuation dates, were as follows:

| | (Dollars in Thousands) | | |
|--|------------------------|------------------|----------------|
| | ERS 4/1/2018 | TRS 6/30/2017 | Total |
| Valuation date..... | | | |
| Employers' total pension liability..... | \$ 189,803,429 | \$ 118,107,253 | \$ 307,910,682 |
| System fiduciary net position..... | 182,718,124 | 119,915,518 | 302,633,642 |
| Employers' net pension liability (asset)..... | \$ 7,085,305 | \$ (1,808,265) | \$ 5,277,040 |
| Ratio of plan net position to the Employers' total pension liability (asset)..... | 96.3% | 101.5% | 98.3% |

6) Payables to the Pension Plan

For ERS, employer contributions are paid annually based on the System's fiscal year which ends on March 31st. Accrued retirement contributions as of June 30, 2019, represent the projected employer contribution for the period of April 1, 2019 through June 30, 2019 based on paid ERS wages multiplied by the employer's contribution rate, by tier. Accrued retirement contributions as of June 30, 2019, amounted to \$44,320.

For TRS, employer and employee contributions for the fiscal year ended June 30, 2019 are paid to the System in September, October and November through a state aid intercept. Accrued retirement contributions as of June 30, 2019, represent employee and employer contributions for the fiscal year

MORRIS CENTRAL SCHOOL DISTRICT

Notes to the Financial Statements

ended June 30, 2019 based on paid TRS wages multiplied by the employer's contribution rate, by tier and employee contributions for the fiscal year as reported to the TRS System. Accrued retirement contributions as of June 30, 2019, amounted to \$286,811.

Note 11 POST-EMPLOYMENT BENEFITS / PRIOR PERIOD ADJUSTMENT

The District provides post- employment coverage to retired employees in accordance with the provisions of various employment contracts. The benefit levels, employee contributions and employer contributions are governed by the District's contractual agreements.

1) General Information about the OPEB Plan

Plan Description - The District's defined benefit OPEB plan, provides OPEB for all permanent full-time general and public safety employees of the District. The plan is a single-employer defined benefit OPEB plan administered by the District. Article 11 of the State Compiled Statutes grants the authority to establish and amend the benefit terms and financing requirements to the District Board. No assets are accumulated in a trust that meets the criteria in paragraph 4 of Statement 75.

Benefits Provided - The school district provides medical, dental and vision benefits to its retired employees and their spouses. Employees are eligible for these benefits upon retirement at age 55 or over with at least 10 years of service. The school district pays from 85% to 100% of the cost of individual coverage and 0% to 85% of the cost spouse or dependent coverage.

Employees Covered by Benefit Terms – At June 30, 2019, the following employees were covered by the benefit terms:

| | |
|--|------------|
| Inactive Members or Beneficiaries Currently Receiving Benefits | 62 |
| Inactive Employees Entitled to but not yet Receiving Benefits | - |
| Active Members | 91 |
| | <u>153</u> |

2) Total OPEB Liability

The District's total OPEB liability of \$30,451,808 was measured as of June 30, 2019 and was determined by an actuarial valuation as of July 1, 2017.

Actuarial Assumptions and Other Inputs – The actuarial assumptions used to value the post-retirement medical liabilities can be categorized into three groups: economic assumptions, healthcare assumptions, and demographic assumptions. The total OPEB liability in the June 30, 2019 actuarial valuation applied to all periods included in the measurement.

Economic Assumptions The two economic assumptions used in the valuation are the discount rate and the health care cost trend rates. The economic assumptions are used to account for changes in the cost of benefits over time and to discount future benefit payments for the time value of money.

| | |
|--|----------------|
| Inflation | 3.00% |
| Real wage growth | 1.00% |
| Wage inflation | 4.00% |
| Salary increases, including wage inflation | 4.00% - 10.00% |
| Discount rate | 3.51% |

Since the OPEB plan is not funded, the selection of the discount rate is consistent with the GASB 75 standards discounting unfunded liabilities based on a yield or index rate for 20-year, tax exempt general obligation municipal bonds with an average rating of AA/Aa or higher.

MORRIS CENTRAL SCHOOL DISTRICT

Notes to the Financial Statements

The assumption is consistent with the Social Security administration’s current best estimate of the ultimate long-term (75-year horizon) annual percentage increase in CPI, as published in the 2016 OASDI Trustees Report.

Healthcare Assumptions Medical Cost Trends: Medical costs have historically increased more rapidly than the rate of inflation. In estimating future retiree benefits, future increases in medical costs must be taken into consideration. The medical cost trend assumptions, based on the Society of Actuaries’ Getzen Model, reflect the view that future increases will be constrained by the proportion of the nation’s Gross Domestic Product (GDP) which is represented by the healthcare industry. Therefore, in the long run, the annual rate of increase will have to decrease.

Pre-Medicare 5.50% for 2019 decreasing to an ultimate rate of 3.84% by 2075
 Medicare 5.50% for 2019 decreasing to an ultimate rate of 3.84% by 2075

Health care trend rates reflect both the current and long-term outlook for increases in health care costs. The short-term rates are based on recent industry surveys, plan experience and near-term expectations. The long-term trend rate is based on our general inflation assumption plus an adjustment to reflect expectations for long-term medical inflation.

Demographic Assumptions: The mortality rates used in this valuation were developed by the Office of the Actuary of the New York Teachers Retirement System (TRS) and the Office of the Actuary for the New York State Employees Retirement System (ERS), for the valuation of their respective pension liabilities.

3) Changes in the Total OPEB Liability

| | <u>6/30/2019</u> |
|--|----------------------|
| Total OPEB Liability at Beginning of Year..... | \$ 27,102,588 |
| Changes for the year: | |
| Service Cost..... | 1,249,209 |
| Interest..... | 1,082,901 |
| Changes in assumptions or other inputs..... | 1,763,923 |
| Benefit payments..... | <u>(746,813)</u> |
| | <u>3,349,220</u> |
| Balance at the End of the year..... | <u>\$ 30,451,808</u> |

Sensitivity of the Total OPEB Liability to Changes in the Discount Rate – The following presents the total OPEB liability of the District, as well as what the District’s total OPEB liability would be if it were calculated using a discount rate that is 1 percentage point lower (2.51 percent) or 1 percentage point higher (4.51 percent) than the current discount rate:

| | <u>Discount Rate</u> | | |
|----------------------|----------------------|-------------------|--------------------|
| | Baseline | | |
| | <u>1% Decrease</u> | <u>Rate 3.51%</u> | <u>1% Increase</u> |
| Total OPEB Liability | \$ 36,423,103 | \$ 30,451,808 | \$ 25,766,698 |

MORRIS CENTRAL SCHOOL DISTRICT

Notes to the Financial Statements

Sensitivity of the Total OPEB Liability to Changes in the Healthcare Cost Trend Rates – The following presents the total OPEB liability of the District, as well as what the District’s total OPEB liability would be if it were calculated using healthcare cost trend rates that are 1 percentage point lower (4.5 percent) or 1 percentage point higher (6.5 percent) than the current healthcare cost trend rate:

| | Healthcare Cost Trend Rates | | |
|----------------------|-----------------------------|-----------------|---------------|
| | Baseline Rate | | |
| | 1% Decrease | 5.5% Decreasing | 1% Increase |
| Total OPEB Liability | \$ 24,982,632 | \$ 30,451,808 | \$ 37,639,092 |

4) OPEB Expense and Deferred Outflows of Resources and Deferred Inflows of Resources Related to OPEB

For the year ended June 30, 2019, the District recognized OPEB expense of \$2,390,384. At June 30, 2019, the District reported deferred outflows of resources and deferred inflows of resources related to OPEB from the following sources:

| | Deferred Outflows of Resources | Deferred Inflows of Resources |
|--|--------------------------------------|-------------------------------------|
| Benefit payments after valuation date..... | \$ 1,552,087 | \$ - |
| Changes of assumption or other inputs..... | - | (971,558) |
| | <u>\$ 1,552,087</u> | <u>\$ (971,558)</u> |

Amounts reported as deferred outflows of resources and deferred inflows of resources related to OPEB will be recognized in OPEB expense as follows:

| | Amount |
|--------------------------------|-------------------|
| Year ending June 30, 2020..... | \$ 58,274 |
| 2021..... | 58,274 |
| 2022..... | \$ 58,274 |
| 2023..... | \$ 58,274 |
| 2024..... | \$ 58,274 |
| Thereafter..... | 289,159 |
| | <u>\$ 580,529</u> |

MORRIS CENTRAL SCHOOL DISTRICT

Notes to the Financial Statements

Note 12 RISK MANAGEMENT

The District is exposed to various risks of loss related to torts, theft, damage, injuries, errors and omissions, natural disasters, and other risks. These risks are covered by commercial insurance purchased from independent third parties. Settled claims from these risks have not exceeded commercial insurance coverage for the past two years.

The District participates in Catskill Area Schools Employee Benefit Plan, a nonrisk-retained public entity risk pool for its employee health insurance coverage. The pool is operated for the benefit of numerous individual governmental units located within the pool's geographic area, and is considered a self-sustaining risk pool that will provide coverage for its members. The pool obtains independent coverage for insured events in excess of the \$250,000 limit, and the District has essentially transferred all related risk to the pool.

The District participates in Catskill Area Schools Workers' Compensation Plan, a risk-sharing pool, to insure Workers' Compensation claims. This a public entity risk pool created under Article 5 of the Workers' Compensation Law, to finance liability and risks related to Workers' Compensation claims. The District's share of the liability for unbilled and open claims, if any, was unknown as of June 30, 2019. During the current year, the School District paid \$53,035 in net fees.

Note 13 FUND BALANCES

Portions of fund balances are reserved and not available for current expenses or expenditures, as reported in the Governmental Funds Balance Sheet.

Note 14 DONOR RESTRICTED ENDOWMENTS

The District administers endowment funds, which are restricted by the donor for the purposes of student scholarships. Donor-restricted endowments are reported at fair value. The amount of net appreciation on investments of donor-restricted endowments that is available for authorization for expenditure by the District is \$378,346. The District authorizes expenditures from donor-restricted endowments in compliance with the wishes expressed by the donor, which varies among the unique endowments administered by the District.

Note 15 TAX ABATEMENTS

The District does not have any property tax abatement agreements in place as of June 30, 2019. The District is not subject to any tax abatement agreements entered into by other governmental entities as of June 30, 2019.

Note 16 CONTINGENCIES AND COMMITMENTS

Potential Grantor Liability:

The District has received grants, which are subject to audit by agencies of the State and Federal governments. Such audits may result in disallowances and a request for a return of funds. Based on prior audits, the district's administration believes disallowances, if any, will be immaterial.

Contingent Liability for Sick Leave:

The District does not accrue a liability for accumulating, non-vesting sick leave, since payment is based on an uncontrollable future event (sickness). In accordance with the provisions of GASB #16, the value for accumulating, non-vesting sick leave is considered a contingent liability estimated at \$92,810 as of June 30, 2019.

MORRIS CENTRAL SCHOOL DISTRICT

Notes to the Financial Statements

Potential Liability to New York State:

The District has receives state aid revenue sharing and grants, which are subject to audit by New York State Comptroller's Office. Such audits may result in adjustments to revenues. Based on prior audits, the district's administration believes any adjustments will be immaterial.

Note 17 SUBSEQUENT EVENTS

The District has evaluated subsequent events through the issuance date of the financial statements. None were considered material to the issued financial statements.

Required Supplementary Information

MORRIS CENTRAL SCHOOL DISTRICT

**Schedule of Revenues, Expenditures and Changes in Fund Balance -
Budget (non-GAAP basis) and Actual – General Fund
For the year ended June 30, 2019**

| | Original Budget | Final Budget | Actual (Budgetary Basis) | Final Budget Variance With Budgetary Actual |
|---|----------------------|----------------------|-----------------------------|---|
| REVENUES | | | | |
| Local Sources | | | | |
| Real property taxes..... | \$ 2,997,471 | \$ 2,997,471 | \$ 2,540,078 | \$ (457,393) |
| Other tax items..... | 10,000 | 10,000 | 461,819 | 451,819 |
| Charges for services..... | 114,330 | 114,330 | 123,243 | 8,913 |
| Use of money and property..... | 1,000 | 1,000 | 18,664 | 17,664 |
| Sale of property and compensation for loss..... | - | - | 2,305 | 2,305 |
| Miscellaneous..... | 130,000 | 130,000 | 210,189 | 80,189 |
| | <u>3,252,801</u> | <u>3,252,801</u> | <u>3,356,298</u> | <u>103,497</u> |
| State sources..... | 6,754,440 | 6,779,440 | 6,878,050 | 98,610 |
| Medicaid reimbursement..... | 20,000 | 20,000 | 14,534 | (5,466) |
| Total Revenues..... | <u>10,027,241</u> | <u>10,052,241</u> | <u>10,248,882</u> | <u>196,641</u> |
| OTHER FINANCING SOURCES | | | | |
| Transfers from other funds..... | - | - | - | - |
| Appropriated fund balances..... | 90,200 | 620,624 | - | - |
| Appropriated reserves..... | 108,050 | 108,050 | - | - |
| Total Revenues & Other Financing Sources | <u>\$ 10,225,491</u> | <u>\$ 10,780,915</u> | <u>\$ 10,248,882</u> | |

| | Original Budget | Final Budget | Actual (Budgetary Basis) | Year-end Encumbrances | Final Budget Variance With Budgetary Actual and Encumbrances |
|--|----------------------|----------------------|-----------------------------|--------------------------|---|
| EXPENDITURES | | | | | |
| General Support | | | | | |
| Board of education..... | \$ 14,065 | \$ 20,872 | \$ 18,070 | \$ - | \$ 2,802 |
| Central administration..... | 174,920 | 175,641 | 172,539 | 629 | 2,473.00 |
| Finance..... | 215,342 | 226,674 | 207,779 | 9,500 | 9,395.00 |
| Staff..... | 24,185 | 32,549 | 28,605 | - | 3,944.00 |
| Central services..... | 582,645 | 870,955 | 716,176 | 153,631 | 1,148.00 |
| Special items..... | 180,625 | 180,625 | 175,502 | - | 5,123.00 |
| | <u>1,191,782</u> | <u>1,507,316</u> | <u>1,318,671</u> | <u>163,760</u> | <u>24,885.00</u> |
| Instruction | | | | | |
| Instruction, administration, and improvement..... | 130,987 | 177,650 | 175,464 | - | 2,186.00 |
| Teaching - regular school..... | 2,217,542 | 2,328,999 | 2,227,978 | 57,099 | 43,922.00 |
| Programs for children with handicapping conditions..... | 1,633,081 | 1,589,739 | 1,364,289 | 154,637 | 70,813.00 |
| Teaching - special school..... | 2,730 | 2,730 | 2,730 | - | - |
| Instructional media..... | 163,243 | 177,002 | 162,530 | 275 | 14,197.00 |
| Pupil services..... | 423,486 | 404,259 | 377,474 | - | 26,785.00 |
| | <u>4,571,069</u> | <u>4,680,379</u> | <u>4,310,465</u> | <u>212,011</u> | <u>157,903.00</u> |
| Pupil Transportation..... | 542,518 | 576,549 | 512,525 | 23,739 | 40,285.00 |
| Community services..... | - | 1,227 | 1,227 | - | - |
| Employee Benefits..... | 2,580,874 | 2,329,664 | 2,229,750 | - | 99,914.00 |
| Debt Service | | | | | |
| Principal..... | 1,160,931 | 1,341,306 | 1,259,621 | - | 81,685.00 |
| Interest..... | 155,483 | 157,404 | 146,648 | - | 10,756.00 |
| Capital outlay..... | 12,834 | 64,133 | 39,338 | - | 24,795.00 |
| | <u>10,215,491</u> | <u>10,657,978</u> | <u>9,818,245</u> | <u>399,510</u> | <u>440,223.00</u> |
| OTHER FINANCING USES | | | | | |
| Transfers to other funds..... | 10,000 | 122,937 | 122,937 | - | - |
| | <u>\$ 10,225,491</u> | <u>\$ 10,780,915</u> | <u>\$ 9,941,182</u> | <u>\$ 399,510</u> | <u>\$ 440,223</u> |
| Net change in fund balances..... | | | 307,700 | | |
| Fund balance - beginning..... | | | 2,967,305 | | |
| Fund balance - ending..... | | | <u>\$ 3,275,005</u> | | |

MORRIS CENTRAL SCHOOL DISTRICT

**Schedule of Funding Progress - Other Post-Employment Benefits
For the year ended June 30, 2019**

| | 6/30/2019 |
|--|---------------|
| Total OPEB Liability Beginning of Year..... | \$ 27,102,588 |
| Changes in total OPEB Liability: | |
| Service Cost..... | 1,249,209 |
| Interest..... | 1,082,901 |
| Changes in benefit terms..... | - |
| Differences between expected and actual experience..... | - |
| Changes in assumptions or other inputs..... | 1,763,923 |
| Benefit payments..... | (746,813) |
| Differences between expected and actual experience..... | - |
| Total OPEB Liability at End of Year (a)..... | \$ 30,451,808 |
| Plan Fiduciary Net Position..... | - |
| Contributions - employer..... | 746,813 |
| Net investment income..... | - |
| Benefit payments..... | (746,813) |
| Net change in fiduciary net position..... | - |
| Plan Fiduciary Net Position Beginning of Year..... | - |
| Plan Fiduciary Net Position End of Year (b)..... | - |
| Sponsor's Net OPEB Liability End of Year (a)-(b)..... | \$ 30,451,808 |
| Plan Fiduciary Net Position as a percentage of the total OPEB Liability..... | 0.0% |
| Covered Payroll..... | \$ 1,115,417 |
| Net OPEB Liability as a percentage of Covered Payroll..... | 2730.1% |

Schedule of Employer OPEB Contributions

| | |
|--|--------------|
| Actuarially Determined Contribution..... | \$ 2,390,384 |
| Contributions in relation to the Actuarially Determined Contributions..... | 746,813 |
| Contributions Deficiency (Excess)..... | \$ 1,643,571 |
| Covered Payroll..... | \$ 1,115,417 |
| Contributions as a percentage of Covered Payroll..... | 67.0% |

Significant Methods and Assumptions used in Calculating the Actuarially Determined Contributions:

Actuarial Cost Method

The Actuarial Cost Method used to determine the Total OPEB Liability and the Annual Required Contribution is the Entry Age Normal (EAN) method as prescribed by GASB No. 75. This method is in the family of future benefit cost methods, which requires an estimate of the projected benefit payable at retirement to determine costs and liabilities.

MORRIS CENTRAL SCHOOL DISTRICT

**Schedule of Funding Progress - Other Post-Employment Benefits
For the year ended June 30, 2019**

The Normal Cost (or Service Cost) is the annual allocation required for each participant from entry date to the assumed retirement date so that the accumulated allocation at retirement is equal to the liability for the projected benefit. The projected benefits are based on estimates of future years of service and projected health benefit costs. The normal cost is developed as a level percent of compensation as prescribed by GASB No. 75.

The Present Value of Future Benefits is equal to the value of the projected benefit payable at retirement discounted back to the participant's current age. Discounts include such items as interest and mortality. The present value of future normal cost allocations is equal to the discounted value of the normal costs allocated from the member's current age to retirement age.

The difference between the Present Value of Future Benefits and the present value of future normal cost allocations represents the Total OPEB Liability at the participant's current age.

The Total OPEB Liability for participants currently receiving payments is calculated as the actuarial present value of future benefits expected to be paid. No normal cost is allocated for these participants.

Financial and Census Data

The School District provided the participant data, financial information and plan descriptions used in this valuation. The actuary has checked the data for reasonableness, but has not independently audited the data. The actuary has no reason to believe the data is not complete and accurate, and knows of no further information that is essential to the preparation of the actuarial valuation.

Plan Fiduciary Net Position

Market value of assets as of the measurement date is zero because the plan is funded on a pay-as-you-go basis.

Economic Assumptions

1. **Discount Rate:** An interest rate of 3.51% was used. The discount rate was based on the Bond Buyer General Obligation 20-year Municipal Bond Index.
2. **Inflation:** 3.00% per year.
3. **Real Wage Growth:** 1.00% per year
4. **Wage Inflation:** 4.00%per year
5. **Salary increases, including wage inflation:** 10.00% - 4.00%
6. **Health Care Cost Trend:** Medical costs have historically increased more rapidly than the rate of inflation. In estimating future retiree benefits, future increases in medical costs must be taken into consideration. The medical cost trend assumptions, based on the Society of Actuaries' Getzen Model, reflect the view that future increases will be constrained by the proportion of the nation's Gross Domestic Product (GDP) which is represented by the healthcare industry. Therefore, in the long run, the annual rate of increase will have to decrease.

The assumptions are summarized as follows:

- a. Pre- Medicare: 5.50% for 2019 decreasing to an ultimate rate of 3.84% by 2075
- b. Medicare: 5.50% for 2019 decreasing to an ultimate rate of 3.84% by 2075

MORRIS CENTRAL SCHOOL DISTRICT

Schedule of Funding Progress - Other Post-Employment Benefits
For the year ended June 30, 2019

Demographic Assumptions

1. **Census Collection Date:** The census used in this report represents the eligible population as of July 1, 2017. The valuation date is June 30, 2017 and measurement date are June 30, 2019.
2. **Mortality:** The mortality rates used in this valuation were developed by the Office of the Actuary of the New York Teachers Retirement System (TRS) and the Office of the Actuary for the New York State Employees Retirement System (ERS), for the valuation of their respective pension liabilities.
3. **Withdrawal Rates:** The valuation considers the fact that if an employee terminates his/her employment other than by retirement, then no benefit is provided. The withdrawal rates used in this valuation were developed by the Office of the Actuary of the New York Teachers Retirement System (TRS) and the Office of the Actuary for the New York State Employees Retirement System (ERS), for the valuation of their respective pension liabilities.:
4. **Retirement Rates:** Employees who meet the service requirement may typically retire from the District at age 55 or later. The valuation considers the fact that employees may elect to retire at different ages. The retirement rates used in this valuation were developed by the Office of the Actuary of TRS and the Office of the Actuary for ERS, for the valuation of their respective pension liabilities.
5. **Retiree Option Election Rates:** If retirees have a choice between multiple options, election rates for each option must be selected. The valuation assumes that all current retirees are, and future retirees will be, covered by health insurance
6. **Proportion Electing Spousal Coverage:** The valuation must consider the proportion of retiring employees who elect spousal coverage upon their retirement. The following proportions are assumed, based on current retiree experience: Male 65% and Female 40%.

Healthcare Assumptions

1. **Per Capita Claim Costs:**
 - a) For the medical plans, we analyzed retiree premiums provided by the District in effect as of 7/1/2017. The data implicitly reflects the deductibles and/or copays in effect during the period, as well as the significant differences in coverage between before Medicare eligibility and after. Per capita claim costs were first determined on an overall basis, and then were distributed to the age bands using an assumed set of age-band relativities.
 - b) For Medicare Part B premiums, the rate in effect on 7/1/2017 was used as the initial per capita claim cost.
2. **Patient Protection and Affordable Care Act (PPACA)**

High Cost Plan Excise Tax ("Cadillac Tax"): Effective in 2020, there will be a 40% excise tax on per capita medical benefit costs in excess of certain thresholds, which (in 2019) are \$10,200 for single coverage and \$27,500 for family coverage for Medicare eligible retirees. Thresholds (in 2019) for retirees who are between 55 and 65 are \$11,850 and \$30,950 for single and family coverage respectively. After 2019, the thresholds are indexed by CPI (CPI + 1% in 2019 only). CPI is assumed to equal the inflation assumption.

MORRIS CENTRAL SCHOOL DISTRICT

**Schedule of District's Proportionate Share of the Net Pension Liability (Asset)
For the year ended June 30, 2019**

NYSLRS PENSION PLAN

| | 6/30/2019 | 6/30/2018 | 6/30/2017 | 6/30/2016 | 6/30/2015 |
|--|------------|------------|------------|------------|------------|
| District's proportion of the net pension liability (asset)..... | 0.0025413% | 0.0023627% | 0.0025230% | 0.0023681% | 0.0023938% |
| District's proportionate share of the net pension liability (asset)..... \$ | 180,056 | \$ 76,254 | \$ 237,064 | \$ 380,085 | \$ 80,868 |
| District's covered-employee payroll..... \$ | 804,517 | \$ 738,538 | \$ 700,446 | \$ 679,335 | \$ 728,057 |
| District's proportionate share of the net pension liability (asset) as a percentage of its covered-employee payroll..... | 22.38% | 10.32% | 33.84% | 55.95% | 11.11% |
| Plan fiduciary net position as a percentage of total pension liability..... | 96.27% | 98.24% | 94.70% | 90.70% | 97.90% |

TRS PENSION PLAN

| | 6/30/2019 | 6/30/2018 | 6/30/2017 | 6/30/2016 | 6/30/2015 |
|--|-----------|--------------|--------------|----------------|----------------|
| District's proportion of the net pension liability (asset)..... | 0.016321% | 0.016711% | 0.016061% | 0.016884% | 0.017369% |
| District's proportionate share of the net pension liability (asset)..... \$ | (295,129) | \$ (127,020) | \$ 172,024 | \$ (1,753,692) | \$ (1,934,850) |
| District's covered-employee payroll..... \$ | 2,658,531 | \$ 2,648,140 | \$ 2,478,431 | \$ 2,536,178 | \$ 2,565,742 |
| District's proportionate share of the net pension liability (asset) as a percentage of its covered-employee payroll..... | -11.10% | -4.80% | 6.94% | -69.15% | -75.41% |
| Plan fiduciary net position as a percentage of total pension liability..... | 101.53% | 100.66% | 99.01% | 110.46% | 111.50% |

MORRIS CENTRAL SCHOOL DISTRICT

**Schedule of District's Contributions to Pension Plans
For the year ended June 30, 2019**

NYSLRS PENSION PLAN

| | 6/30/2019 | 6/30/2018 | 6/30/2017 | 6/30/2016 | 6/30/2015 |
|--|------------|------------|------------|------------|------------|
| Contractually required contribution..... | \$ 115,187 | \$ 110,028 | \$ 108,934 | \$ 110,515 | \$ 143,317 |
| Contributions in relation to the contractually required contribution..... | \$ 115,187 | \$ 110,028 | \$ 108,934 | \$ 110,515 | \$ 143,317 |
| Contribution deficiency (excess)..... | \$ - | \$ - | \$ - | \$ - | \$ - |
| District's covered-employee payroll..... | \$ 804,517 | \$ 738,538 | \$ 700,446 | \$ 797,486 | \$ 728,057 |
| Contributions as a percentage of covered-employee payroll..... | 14.32% | 14.90% | 15.55% | 13.86% | 19.68% |

TRS PENSION PLAN

| | 6/30/2019 | 6/30/2018 | 6/30/2017 | 6/30/2016 | 6/30/2015 |
|---|--------------|--------------|--------------|--------------|--------------|
| Contractually required contribution..... | \$ 260,536 | \$ 344,296 | \$ 367,538 | \$ 279,865 | \$ 423,500 |
| Contributions in relation to the contractually required contribution..... | \$ 260,536 | \$ 344,296 | \$ 367,538 | \$ 279,865 | \$ 423,500 |
| Contribution deficiency (excess)..... | \$ - | \$ - | \$ - | \$ - | \$ - |
| District's covered-employee payroll..... | \$ 2,658,531 | \$ 2,648,140 | \$ 2,478,431 | \$ 2,953,416 | \$ 2,565,742 |
| G report Contributions as a percentage of covered-employee payroll..... | 9.80% | 13.00% | 14.83% | 9.48% | 16.51% |

Supplementary Information

MORRIS CENTRAL SCHOOL DISTRICT

**Schedule of Change from Original Budget to Revised Budget
And Section 1318 of Real Property Tax Law Limit Calculation
For the year ended June 30, 2019**

Change from Adopted Budget to Revised Budget

| | |
|--|-----------------------------|
| Adopted Budget..... | \$ 10,225,491 |
| Add: Prior year's encumbrances..... | 395,949 |
| Original budget..... | <u>10,621,440</u> |
| Budget revision: | |
| Transfers from reserves..... | <u>159,475</u> |
| Final budget..... | <u>\$ 10,780,915</u> |
| Next year's budget is a voter approved budget of | <u><u>\$ 10,592,358</u></u> |

Section 1318 of Real Property Tax Law Limit Calculation

| | |
|--|----------------------|
| Subsequent year's voter-approved budget of..... | \$ 10,592,358 |
| Maximum allowed percentage..... | 4% |
| Limit of unexpended surplus funds..... | <u>\$ 423,694</u> |
| General fund balance | |
| Restricted..... | \$ 2,199,139 |
| Assigned..... | 564,510 |
| Unassigned..... | 511,356 |
| | <u>\$ 3,275,005</u> |
| Less: | |
| Restricted not subject to the law..... | (2,199,139) |
| Appropriated for subsequent year's budget in assigned..... | (165,000) |
| Encumbrances included in assigned..... | (399,510) |
| | <u>(2,763,649)</u> |
| General fund balance subject to limit..... | <u>\$ 511,356</u> |
| Calculated actual percentage..... | <u><u>4.828%</u></u> |

The portion of general fund balance subject to Section 1318 of the Real Property Tax Law is: unrestricted fund balance (i.e., the total of the committed, assigned, and unassigned classifications), minus appropriated fund balance, amounts reserved for insurance recovery, amounts reserved for tax reduction, and encumbrances included in committed and assigned fund balance. Restricted fund balance is not subject to the law.

MORRIS CENTRAL SCHOOL DISTRICT

**Schedule of Project Expenditures-
Capital Projects Fund
For the year ended June 30, 2019**

| PROJECT TITLE | Original Appropriation | Revised Appropriation | Expenditures | | | Unexpended Balance |
|--------------------|---------------------------|--------------------------|----------------|------------------|------------------|-----------------------|
| | | | Prior Years | Current Year | Total | |
| Bus purchases..... | \$ 200,000 | 178,444 | - | 178,444 | 178,444 | - |
| Main Building..... | 2,695,000 | 2,695,000 | 109,152 | 2,276,501 | 2,385,653 | 309,347 |
| | <u>\$ 2,895,000</u> | <u>2,873,444</u> | <u>109,152</u> | <u>2,454,945</u> | <u>2,564,097</u> | <u>309,347</u> |

| PROJECT TITLE | Methods of Financing | | | Fund Balance 6/30/2019 |
|--------------------|----------------------------|--------------------------|------------------|------------------------------|
| | Proceeds of Obligations | Federal and State Aid | Local Sources | |
| Bus purchases..... | \$ 179,291 | - | 14,731 | \$ 15,578 |
| Main Building..... | 2,195,000 | - | 680,293 | 489,640 |
| | <u>\$ 2,374,291</u> | <u>-</u> | <u>695,024</u> | <u>\$ 505,218</u> |

MORRIS CENTRAL SCHOOL DISTRICT
Invested in Capital Assets, Net of Related Debt
June 30, 2019

| | | |
|--|----------------|---------------------|
| Capital assets, net..... | | \$ 12,354,553 |
| Add: | | |
| Cash designated for capital projects..... | \$ 505,218 | |
| Cash designated for debt service..... | <u>321,709</u> | 826,927 |
| Deduct: | | |
| Serial bonds..... | \$ 4,180,000 | |
| Statutory bonds..... | <u>501,132</u> | <u>(4,681,132)</u> |
| Investment in capital assets, net of related debt..... | | <u>\$ 8,500,348</u> |

Governmental Audit Reports

**Report on Internal Control over Financial Reporting
and on Compliance and Other Matters
Based on an Audit of Financial Statements Performed in Accordance with
Government Auditing Standards**

To the Board of Education
Morris Central School District
Morris, New York

We have audited, in accordance with the auditing standards generally accepted in the United States of America and the standards applicable to financial audits contained in *Government Auditing Standards* issued by the Comptroller General of the United States, the financial statements of the governmental activities, each major fund, and the aggregate remaining fund information of Morris Central School District, New York State as of and for the year ended June 30, 2019, which collectively comprise the School District's basic financial statements and have issued our report thereon dated October 10, 2019.

Internal Control Over Financial Reporting

In planning and performing our audit of the financial statements, we considered Morris Central School District's internal control over financial reporting (internal control) to determine the audit procedures that are appropriate in the circumstances for the purpose of expressing our opinions on the financial statements, but not for the purpose of expressing an opinion on the effectiveness of Morris Central School District's internal control. Accordingly, we do not express an opinion on the effectiveness of Morris Central School District's internal control.

A deficiency in internal control exists when the design or operation of a control does not allow management or employees, in the normal course of performing their assigned functions, to prevent, or detect and correct, misstatements on a timely basis. A *material weakness* is a deficiency, or a combination of deficiencies, in internal control, such that there is a reasonable possibility that a material misstatement of the entity's financial statements will not be prevented, or detected and corrected on a timely basis. A *significant deficiency* is a deficiency, or a combination of deficiencies, in internal control that is less severe than a material weakness, yet important enough to merit attention by those charged with governance.

Our consideration of internal control was for the limited purpose described in the first paragraph of this section and was not designed to identify all deficiencies in internal control that might be material weaknesses or, significant deficiencies. Given these limitations, during our audit we did not identify any deficiencies in internal control that we consider to be material weaknesses. However, material weaknesses may exist that have not been identified.

Compliance and Other Matters

As part of obtaining reasonable assurance about whether Morris Central School District's financial statements are free of material misstatement, we performed tests of its compliance with certain provisions of laws, regulations, contracts, and grant agreements, noncompliance with which could have a direct and material effect on the determination of financial statement amounts. However, providing an opinion on compliance with those provisions was not an objective of our audit, and accordingly, we do not express such

an opinion. The results of our tests disclosed no instances of noncompliance or other matters that are required to be reported under *Government Auditing Standards*.

Purpose of this Report

The purpose of this report is solely to describe the scope of our testing of internal control and compliance and the results of that testing, and not to provide an opinion on the effectiveness of the entity's internal control or on compliance. This report is an integral part of an audit performed in accordance with *Government Auditing Standards* in considering the entity's internal control and compliance. Accordingly, this communication is not suitable for any other purpose.

Cwynar, Company

Extra Classroom Activity Funds

Cwynar & Company

12 South Broad Street
Suite 3
Norwich, New York 13815

Certified Public Accountants
A Professional Limited Liability Company

(607) 334-3838 voice
(607) 441-1101 fax
www.cwynar.com

Independent Auditors' Report

BOARD OF EDUCATION
Extraclassroom Activity Funds of
Morris Central School District

We have audited the accompanying financial statements of the Extraclassroom Activity Funds of Morris Central School District (a New York State School District), which comprise the statement of assets, liabilities, and fund balance—cash basis as of June 30, 2019 and the related statement of cash receipts and disbursements—cash basis for the year then ended, and the related note to the financial statements.

Management's Responsibility for the Financial Statements

Management is responsible for the preparation and fair presentation of these financial statements in accordance with the cash basis of accounting as described in Note 1; this includes determining that the cash basis of accounting is an acceptable basis for the preparation of the financial statements in the circumstances. Management is also responsible for the design, implementation, and maintenance of internal control relevant to the preparation and fair presentation of financial statements that are free from material misstatement, whether due to fraud or error.

Auditor's Responsibility

Our responsibility is to express an opinion on these financial statements based on our audit. We conducted our audit in accordance with auditing standards generally accepted in the United States of America. Those standards require that we plan and perform the audit to obtain reasonable assurance about whether the financial statements are free from material misstatement.

An audit involves performing procedures to obtain audit evidence about the amounts and disclosures in the financial statements. The procedures selected depend on the auditor's judgment, including the assessment of the risks of material misstatement of the financial statements, whether due to fraud or error. In making those risk assessments, the auditor considers internal control relevant to the entity's preparation and fair presentation of the financial statements in order to design audit procedures that are appropriate in the circumstances, but not for the purpose of expressing an opinion on the effectiveness of the entity's internal control. Accordingly, we express no such opinion. An audit also includes evaluating the appropriateness of accounting policies used and the reasonableness of significant accounting estimates made by management, as well as evaluating the overall presentation of the financial statements.

We believe that the audit evidence we have obtained is sufficient and appropriate to provide a basis for our audit opinion.

Opinion

In our opinion, the financial statements referred to above present fairly, in all material respects, the assets, liabilities, and fund balance of the Extraclassroom Activity Funds of Morris Central School District as of June 30, 2019, and its support, revenue, and expenses for the year then ended in accordance with the cash basis of accounting as described in Note 1.

Basis of Accounting

We draw attention to Note 1 of the financial statements, which describes the basis of accounting. The financial statements are prepared on the cash basis of accounting, which is a basis of accounting other than accounting principles generally accepted in the United States of America. Our opinion is not modified with respect to that matter.



Norwich, New York
October 10, 2019

MORRIS CENTRAL SCHOOL DISTRICT

Extra Classroom Activity Funds
Statement of Assets, Liabilities, and Fund Balance – Cash Basis
June 30, 2019

ASSETS

| | | |
|-----------------------|----|---------------|
| Cash in checking..... | \$ | 32,977 |
| | | <u>32,977</u> |

LIABILITIES AND FUND BALANCE

| | | |
|------------------------|----|---------------|
| Sales tax payable..... | | 1,515 |
| Fund balance..... | | 31,462 |
| | \$ | <u>32,977</u> |

MORRIS CENTRAL SCHOOL DISTRICT

**Extra Classroom Activity Funds
Statement of Cash Receipts and Disbursements
For the year ended June 30, 2019**

| <u>Activity</u> | <u>Fund Balance</u> | | | <u>Fund Balance</u> |
|----------------------------|----------------------|-----------------|----------------------|---------------------|
| | <u>June 30, 2018</u> | <u>Receipts</u> | <u>Disbursements</u> | |
| Athletic Club..... | \$ 6,734 | 2,713 | 3,568 | \$ 5,879 |
| Student Council..... | 5,622 | 1,690 | 1,143 | 6,169 |
| Awards & Recognition..... | 1,906 | 292 | 330 | 1,868 |
| PARP..... | 2,041 | - | 740 | 1,301 |
| Safety Patrol..... | 116 | 13,679 | 13,693 | 102 |
| Honor Society..... | 1,717 | 1,642 | 2,423 | 936 |
| Spanish Honor Society..... | 462 | 40 | 38 | 464 |
| Class of 2019..... | 1,628 | 18,426 | 19,908 | 146 |
| Class of 2020..... | 686 | 111 | 238 | 559 |
| Class of 2021..... | 311 | 2,147 | 1,311 | 1,147 |
| Class of 2022..... | 216 | - | - | 216 |
| Class of 2023..... | 238 | - | - | 238 |
| Class of 2024..... | - | 116 | - | 116 |
| Outdoor Club..... | 1,301 | - | - | 1,301 |
| Ski & Board Club..... | 7 | 600 | 600 | 7 |
| Marching Band..... | 1,692 | 300 | - | 1,992 |
| Spring Musical..... | 1,551 | 7,452 | 2,861 | 6,142 |
| SADD..... | 1,112 | - | - | 1,112 |
| Sales tax..... | 1,327 | 1,814 | 1,626 | 1,515 |
| Drama Club..... | 640 | 1,430 | 1,732 | 338 |
| Spanish Club..... | 1,240 | 5,608 | 6,681 | 167 |
| Yearbook Club..... | 1,979 | 14,026 | 14,743 | 1,262 |
| Totals..... | \$ 32,526 | 72,086 | 71,635 | \$ 32,977 |

MORRIS CENTRAL SCHOOL DISTRICT

**Extra Classroom Activity Funds
Note to the Financial Statement**

Note 1 ACCOUNTING POLICY

The transactions of the Extraclassroom Activity Funds are not considered part of the reporting entity of the Morris Central School District. Consequently, such transactions are not included in the financial statements of the School District.

The accounts of the Extraclassroom Activity Fund of the Morris Central School District are maintained on a cash basis, and the statement of cash receipts, disbursements and transfers reflects only cash received, disbursed, and transferred between funds. Therefore, receivables and payables, inventories, long-lived assets, and accrued income and expenses, which would be recognized under generally accepted accounting principles, and which may be material in amount, are not recognized in the accompanying financial statement.